

1/3/2024  
2:01 PM

Calendar Year: 2023 | Separation Type: All | Bargaining Unit: RNPA | Budget Unit: All | Department Grouping: All | Cost Center: All | Job Classification: All | Reset Filters

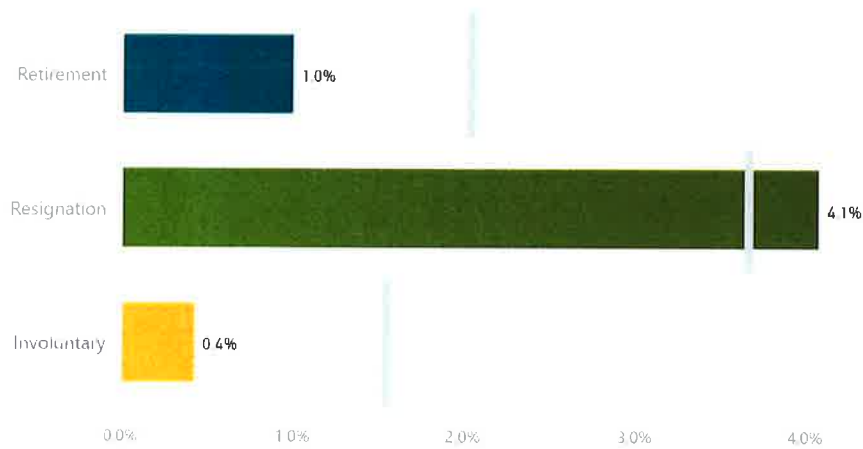
Calendar Year Selection | Fiscal Year Selection

### Turnover Rate

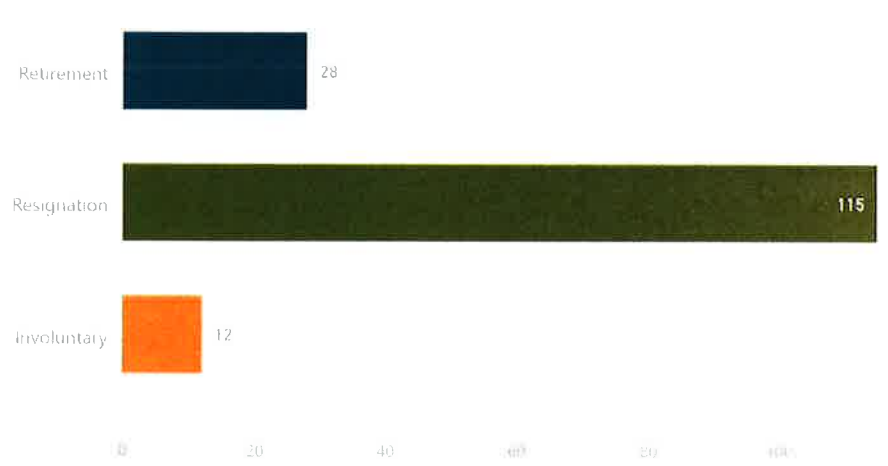
5.5%

Separations: **155**  
Filled Positions (Avg): **2,824.4**  
Svc Years at Separation (Avg): **5.1**

Turnover Rate by Separation Type



Separations by Type



Calendar Year: 2024 | Separation Type: All | Bargaining Unit: BNPW | Budget Unit: All | Department Grouping: All | Cost Center: All | Job Classification: Multiple selections | [Reset Filters](#)

[Calendar Year Selection](#) | [Fiscal Year Selection](#)

## Turnover Rate

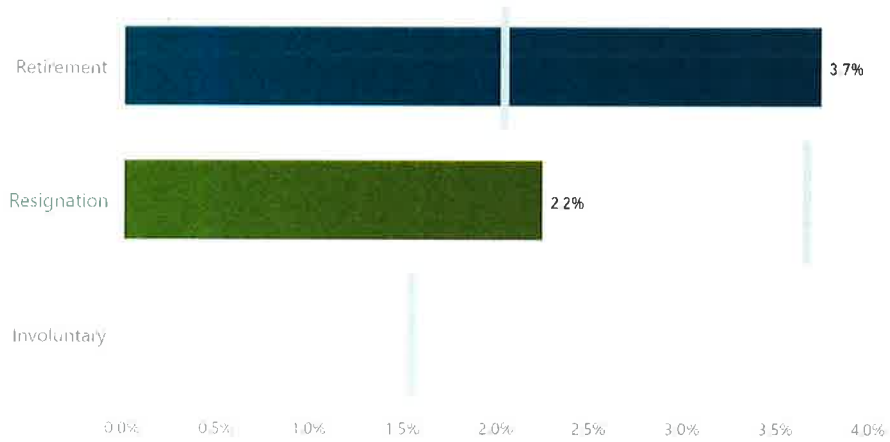
6.0%

Separations  
8

Filled Positions (Avg)  
133.7

Svc Years at Separation (Avg)  
14.2

Turnover Rate by Separation Type



Separations by Type



Calendar Year:  | Separation Type:  | Bargaining Unit:  | Budget Unit:  | Department Grouping:  | Cost Center:  | Job Classification:  | [Reset Filters](#)

|

## Turnover Rate

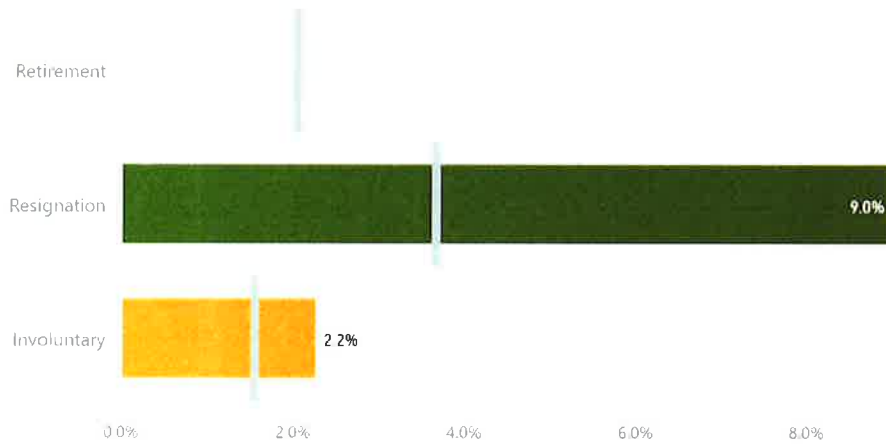
11.2%

Separations  
**20**


Filled Positions (Avg)  
**177.8**

Svc Years at Separation (Avg)  
**0.6**

Turnover Rate by Separation Type



Separations by Type



Calendar Year: 2022 | Separation Type: All | Bargaining Unit: RMPA | Budget Unit: All | Department Grouping: All | Cost Center: All | Job Classification: Multiple selections | [Reset Filters](#)

[Calendar Year Selection](#) | [Fiscal Year Selection](#)

## Turnover Rate

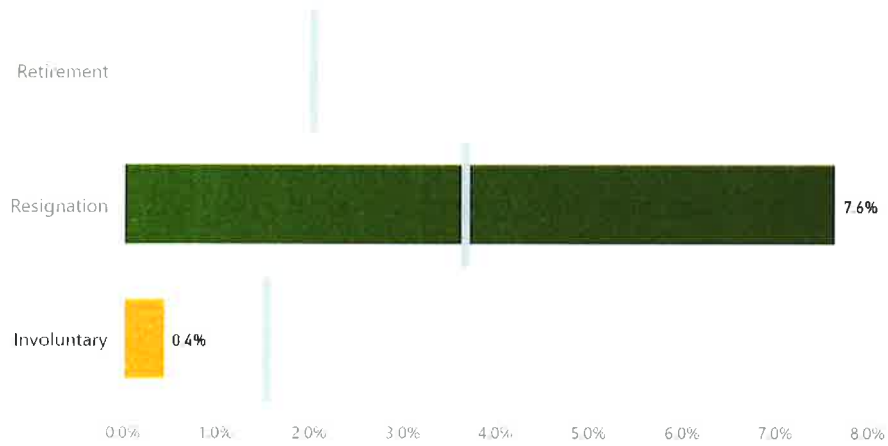
**8.1%**

Separations  
**37**

Filled Positions (Avg)  
**458.1**

Svc Years at Separation (Avg)  
**1.8**

Turnover Rate by Separation Type



Separations by Type



Clinical Nurse II

## Turnover Rate

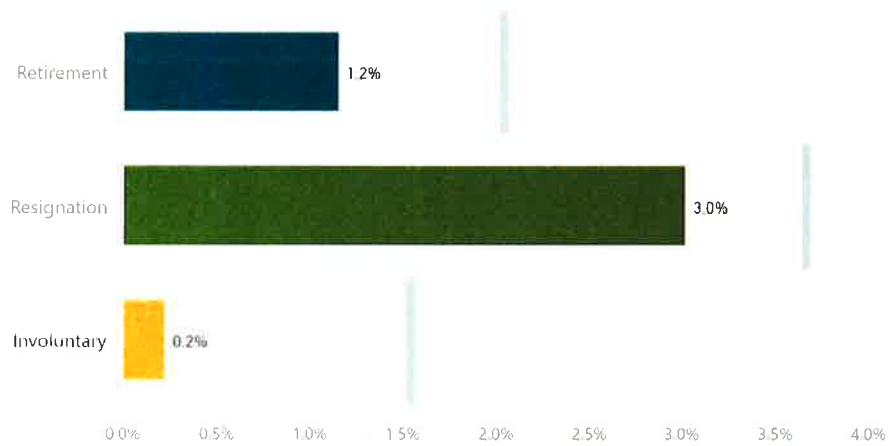
4.4%

Separations  
**80**


Filled Positions (Avg)  
**1,823.0**

Svc. Years at Separation (Avg)  
**7.0**

Turnover Rate by Separation Type



Separations by Type



Clinical Nurse III

Calendar Year: 2023 | Separation Type: All | Bargaining Unit: RNPA 4 | Budget Unit: All | Department Grouping: All | Cost Center: All | Job Classification: INFECTION CONTROL NURSE | Reset Filters

Calendar Year Selection | Fiscal Year Selection

## Resignation Turnover Rate

**18.3%**

Separations

**2**

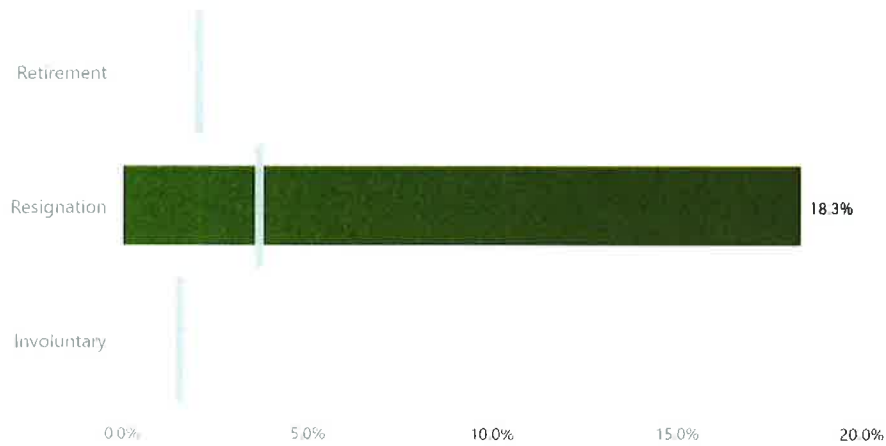
Filled Positions (Avg)

**10.9**

Svc. Years at Separation (Avg)

**2.3**

Turnover Rate by Separation Type



Separations by Type



Infection Control Nurse

Calendar Year: 2023 | Separation Type: All | Bargaining Unit: RNPA - 4 | Budget Unit: All | Department Grouping: All | Cost Center: All | Job Classification: Multiple selections | [Reset Filters](#)

Calendar Year Selection | Fiscal Year Selection

## Turnover Rate

4.6%

Separations

4

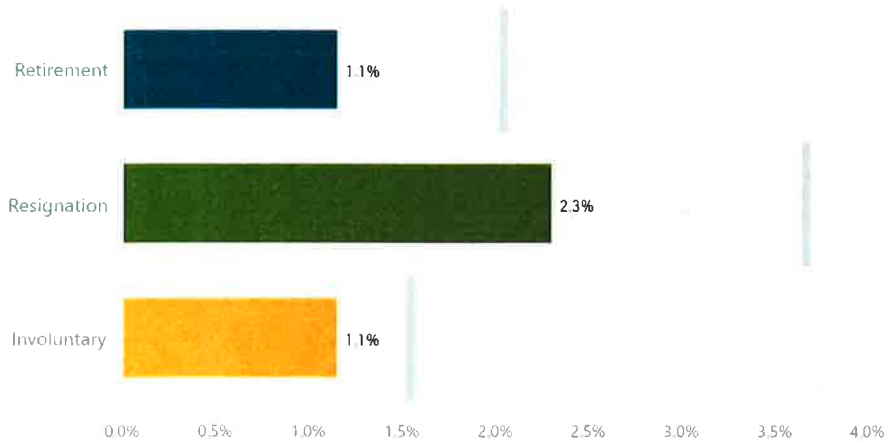
Filled Positions (Avg)

87.0

Svc Years at Separation (Avg)

6.4

Turnover Rate by Separation Type



Separations by Type



Nurse Practitioner

## Turnover Rate

**2.8%**

Separations

**2**

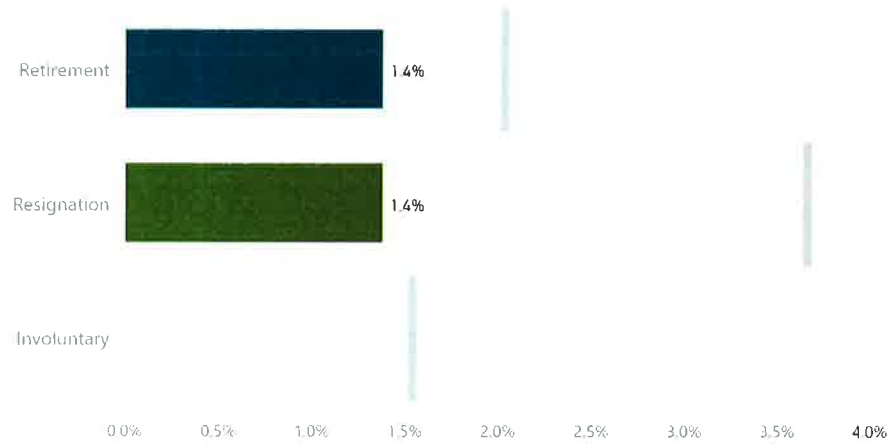
Filled Positions (Avg)

**72.5**


Svc Years at Separation (Avg)

**3.5**

Turnover Rate by Separation Type



Separations by Type



Nurse Coordinator



Calendar Year: 2021 | Separation Type: All | Bargaining Unit: RNPA - 4 | Budget Unit: All | Department Grouping: All | Cost Center: All | Job Classification: Multiple selections | [Reset Filters](#)

[Calendar Year Selection](#) | [Fiscal Year Selection](#)

## Resignation Turnover Rate

**2.8%**

Separations

**1**

Filled Positions (Avg)

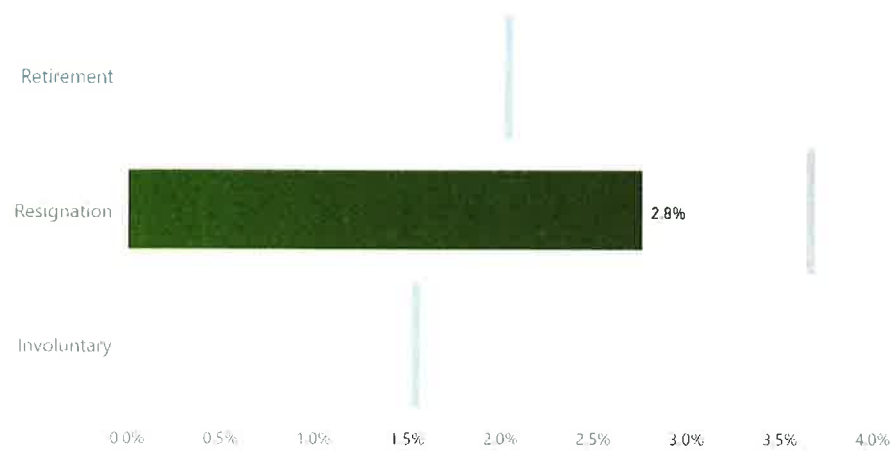
**36.2**

Svc Years at Separation (Avg)


**4.6**

BUDGET UNIT: RNPA  
 BUDGET UNIT: Multiple Budget Units  
 JOB CLASSIFICATION: Multiple Job Classes Selected

Turnover Rate by Separation Type



Separations by Type



Staff Developer

Calendar Year: 2023  
 Separation Type: All  
 Bargaining Unit: RNPA 4  
 Budget Unit: All  
 Department Grouping: All  
 Cost Center: All  
 Job Classification: Multiple selections  
 Reset Filters

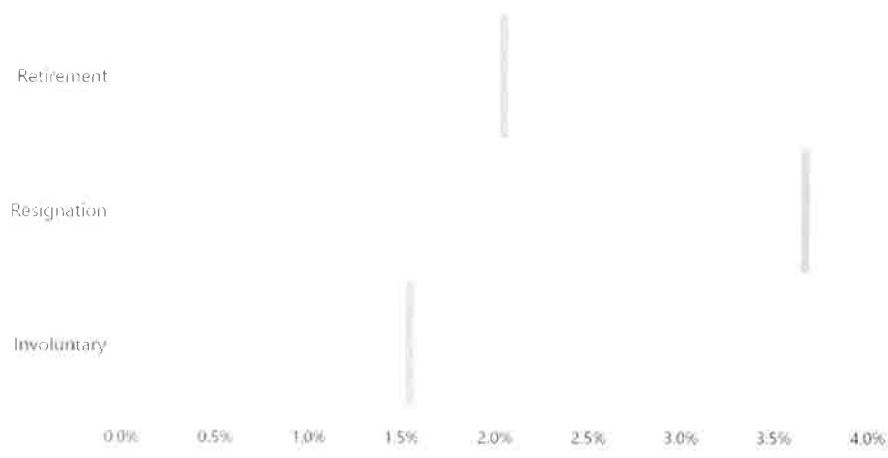
### Turnover Rate

0.0%

Separations: (Blank)  
 Filled Positions (Avg): 5.0  
 Svc. Years at Separation (Avg): 0.0

BUDGET UNIT: SANTA CLARA VALLEY MEDICAL CENTER  
 JOB CLASSIFICATION: Multiple Job Classes Selected

Turnover Rate by Separation Type



Separations by Type

CRNA

CRNA