









**Official Final Results**

June 8, 2010 Gubernatorial Primary Election

**Completed Precincts**



Last Updated : 06/23/10 02:21 PM

Registration & Turnout		
<u>Completed Precincts 1,177 of 1,177</u>		
<u>Total Registration 765,680</u>		
		<b><u>Percent</u>   <u>Votes</u></b>
Vote by Mail Reporting Turnout		32.29% 247,232
Precinct Reporting Turnout		10.76% 82,364
		<b>43.05% 329,596</b>
Nonpartisan Registration & Turnout		
<u>Completed Precincts 1,177 of 1,177</u>		
		<b><u>Percent</u>   <u>Votes</u></b>
Vote by Mail Reporting Turnout		75.11% 31,555
Precinct Reporting Turnout		24.89% 10,455
Democratic Registration & Turnout		
<u>Completed Precincts 1,177 of 1,177</u>		
		<b><u>Percent</u>   <u>Votes</u></b>
Vote by Mail Reporting Turnout		75.54% 119,351
Precinct Reporting Turnout		24.46% 38,641
Nonpartisan Democratic Registration & Turnout		
<u>Completed Precincts 1,177 of 1,177</u>		
		<b><u>Percent</u>   <u>Votes</u></b>
Vote by Mail Reporting Turnout		82.41% 10,264
Precinct Reporting Turnout		17.59% 2,191

### Republican Registration & Turnout

Completed Precincts 1,177 of 1,177



#### Percent Votes

Vote by Mail Reporting Turnout		73.34%	73,087
Precinct Reporting Turnout		26.66%	26,564

### Nonpartisan Republican Registration & Turnout

Completed Precincts 1,177 of 1,177



#### Percent Votes

Vote by Mail Reporting Turnout		75.94%	7,317
Precinct Reporting Turnout		24.06%	2,318

### American Independent Registration & Turnout

Completed Precincts 1,177 of 1,177



#### Percent Votes

Vote by Mail Reporting Turnout		74.85%	3,277
Precinct Reporting Turnout		25.15%	1,101

### Green Registration & Turnout

Completed Precincts 1,177 of 1,177



#### Percent Votes

Vote by Mail Reporting Turnout		67.37%	1,049
Precinct Reporting Turnout		32.63%	508

### Libertarian Registration & Turnout



Completed Precincts 1,177 of 1,177

#### Percent Votes

Vote by Mail Reporting Turnout		69.51%	1,069
Precinct Reporting Turnout		30.49%	469








### Peace and Freedom Registration & Turnout

Completed Precincts 1,177 of 1,177

		<u>Percent</u>	<u>Votes</u>
Vote by Mail Reporting Turnout		71.27%	263
Precinct Reporting Turnout		28.73%	106




### DEM - GOVERNOR

Completed Precincts 1,177 of 1,177

		<u>Percent</u>	<u>Votes</u>
EDMUND G. "JERRY" BROWN		88.31%	140,681
CHARLES "CHUCK" PINEDA, JR.		2.60%	4,146
RICHARD WILLIAM AGUIRRE		2.43%	3,867
JOE SYMMON		2.26%	3,607
VIBERT GREENE		2.04%	3,247
PETER SCHURMAN		1.26%	2,004
LOWELL DARLING		1.10%	1,753

### DEM - Lieutenant Governor

Completed Precincts 1,177 of 1,177

		<u>Percent</u>	<u>Votes</u>
GAVIN NEWSOM		72.63%	115,421
JANICE HAHN		18.59%	29,542
ERIC KOREVAAR		8.79%	13,964


### DEM - Secretary of State

Completed Precincts 1,177 of 1,177

		<u>Percent</u>	<u>Votes</u>
DEBRA BOWEN		100.00%	141,438


**DEM - Controller**

Completed Precincts 1,177 of 1,177

		<u>Percent</u>	<u>Votes</u>
JOHN CHIANG		100.00%	140,931








**DEM - Treasurer**

Completed Precincts 1,177 of 1,177

		<u>Percent</u>	<u>Votes</u>
BILL LOCKYER		100.00%	142,206



**DEM - Attorney General**

Completed Precincts 1,177 of 1,177

		<u>Percent</u>	<u>Votes</u>
KAMALA D. HARRIS		39.22%	57,979
ALBERTO TORRICO		18.24%	26,974
CHRIS KELLY		13.01%	19,238
TED W. LIEU		10.97%	16,218
PEDRO NAVA		9.44%	13,953
MIKE SCHMIER		6.56%	9,704
ROCKY DELGADILLO		2.56%	3,780




**DEM - Insurance Commissioner**

Completed Precincts 1,177 of 1,177

		<u>Percent</u>	<u>Votes</u>
DAVE JONES		66.38%	92,569
HECTOR DE LA TORRE		33.62%	46,891




**DEM - Board of Equalization DISTRICT 1**

Completed Precincts 1,177 of 1,177

		<u>Percent</u>	<u>Votes</u>
BETTY T. YEE		68.71%	89,739
TED FORD		23.92%	31,234
G. ALAN MONTGOMERY		7.37%	9,623


**DEM - U.S. SENATOR**

Completed Precincts 1,177 of 1,177

		<b><u>Percent</u></b>	<b><u>Votes</u></b>
BARBARA BOXER		85.96%	137,164
BRIAN QUINTANA		10.64%	16,977
ROBERT M. "MICKEY" KAUS		3.40%	5,433

**DEM - CONGRESS 11**

Completed Precincts 42 of 42

		<b><u>Percent</u></b>	<b><u>Votes</u></b>
JERRY MCNERNEY		100.00%	3,385

**DEM - CONGRESS 14**

Completed Precincts 280 of 280

		<b><u>Percent</u></b>	<b><u>Votes</u></b>
ANNA G. ESHOO		100.00%	39,880

**DEM - CONGRESS 15**

Completed Precincts 443 of 443

		<b><u>Percent</u></b>	<b><u>Votes</u></b>
MIKE HONDA		100.00%	57,662


**DEM - CONGRESS 16**

Completed Precincts 412 of 412



		<b><u>Percent</u></b>	<b><u>Votes</u></b>
ZOE LOFGREN		100.00%	48,757

**DEM - STATE SENATOR DISTRICT 10**




Completed Precincts 92 of 92

		<b><u>Percent</u></b>	<b><u>Votes</u></b>
ELLEN M. CORBETT		100.00%	9,606

**DEM - STATE ASSEMBLY DISTRICT 20**Completed Precincts 44 of 44**Percent Votes**

GARRETT YEE		56.60% 2,744
BOB WIECKOWSKI		43.40% 2,104



**DEM - STATE ASSEMBLY DISTRICT 21**Completed Precincts 228 of 228**Percent Votes**

JOSH BECKER		34.97% 9,493
RICH GORDON		34.47% 9,357
YORIKO KISHIMOTO		30.56% 8,297

**DEM - STATE ASSEMBLY DISTRICT 22**Completed Precincts 240 of 240**Percent Votes**

PAUL FONG		100.00% 34,190
-----------	---	----------------

**DEM - STATE ASSEMBLY DISTRICT 23**Completed Precincts 216 of 216**Percent Votes**

NORA CAMPOS		72.20% 19,533
PATRICIA MARTINEZ-ROACH		27.80% 7,520

**DEM - STATE ASSEMBLY DISTRICT 24**Completed Precincts 320 of 320**Percent Votes**




JIM BEALL		100.00% 39,734
-----------	--	----------------

**DEM - STATE ASSEMBLY DISTRICT 27**Completed Precincts 60 of 60**Percent Votes**

BILL MONNING		100.00% 3,865
--------------	--	---------------








**DEM - STATE ASSEMBLY DISTRICT 28**

Completed Precincts 69 of 69

		<b>Percent</b>	<b>Votes</b>
LUIS ALEJO		46.85%	3,139
JANET VIVIAN BARNES		30.55%	2,047
FRANCISCO DOMINGUEZ		22.60%	1,514










**DEM - COUNTY CENTRAL COMMITTEE 21st - DEM**

Completed Precincts 228 of 228

		<b>Percent</b>	<b>Votes</b>
DIANE H. ROLFE		16.41%	12,208
ANNE MANFREDI MACK		15.55%	11,564
JIM THURBER		15.51%	11,534
WILLIAM J. JAMES		14.12%	10,500
PETER Y. CHIU		13.91%	10,348
BILL ROTH		12.97%	9,647
THANH D. NGO		11.54%	8,584

**DEM - COUNTY CENTRAL COMMITTEE 22nd - DEM**

Completed Precincts 240 of 240

		<b>Percent</b>	<b>Votes</b>
GILBERT WONG		14.31%	15,866
ALYSON L. ABRAMOWITZ		12.81%	14,208
MEGAN KATHLEEN YOUNG		11.82%	13,105
BRANDON SULSER		11.42%	12,663
HERB ENGSTROM		10.99%	12,190
ALDYTH PARLE		10.91%	12,094
CRAIG DUNKERLEY		10.13%	11,235
JORDAN DANIEL ELDRIDGE		9.01%	9,989
MELODI D. MASANIAI		8.59%	9,524

**DEM - COUNTY CENTRAL COMMITTEE 23rd - DEM**

Completed Precincts 216 of 216

		<b>Percent</b>	<b>Votes</b>
OMAR TORRES		15.91%	13,196
JAVIER GONZALEZ		13.44%	11,150
CLAUDIA SHOPE		13.26%	11,003
DAVID PARKER		12.69%	10,524
CAROL GARVEY		12.58%	10,437
TOM COCHRAN		12.29%	10,191
ANDRES QUINTERO		10.07%	8,352
JAMES KIM		9.76%	8,097

**DEM - COUNTY CENTRAL COMMITTEE 24th - DEM**

Completed Precincts 320 of 320



		<b>Percent</b>	<b>Votes</b>
KEN YEAGER		17.09%	24,757
EVAN LOW		13.78%	19,962
JACQUELINE I. HEFFNER		10.83%	15,681
PHYLLIS A. WARD		10.45%	15,141
DAVID COHEN		10.41%	15,074
PIERLUIGI OLIVERIO		10.41%	15,072
HOPE CAHAN		9.44%	13,671
DRINA COLLINS		7.09%	10,264
PETER J. ALLEN		5.82%	8,428
ANDRAE G. MACAPINLAC		4.69%	6,793

**REP - GOVERNOR**

Completed Precincts 1,177 of 1,177







		<b>Percent</b>	<b>Votes</b>
MEG WHITMAN		66.11%	68,782
STEVE POIZNER		24.54%	25,534
LAWRENCE "LARRY" NARITELLI		2.02%	2,106
DAVID TULLY- SMITH		1.62%	1,690
BILL CHAMBERS		1.56%	1,623
KEN MILLER		1.50%	1,565



ROBERT C. NEWMAN II		1.41%	1,467
DOUGLAS R. HUGHES		1.22%	1,268



**REP - Lieutenant Governor**

Completed Precincts 1,177 of 1,177

		<u>Percent</u>	<u>Votes</u>
ABEL MALDONADO		55.90%	52,219
SAM AANESTAD		20.45%	19,107
DAVE HARRIS		7.96%	7,434
SCOTT L. LEVITT		5.60%	5,230
BERT DAVIS		5.45%	5,090
YVONNE R. GIRARD		4.64%	4,339



**REP - Secretary of State**

Completed Precincts 1,177 of 1,177

		<u>Percent</u>	<u>Votes</u>
DAMON DUNN		70.54%	59,660
ORLY TAITZ		29.46%	24,912

**REP - State Controller**

Completed Precincts 1,177 of 1,177

		<u>Percent</u>	<u>Votes</u>
TONY STRICKLAND		52.54%	45,269
DAVID EVANS		47.46%	40,900

**REP - State Treasurer**




Completed Precincts 1,177 of 1,177

		<u>Percent</u>	<u>Votes</u>
MIMI WALTERS		100.00%	75,918

**REP - Attorney General**

Completed Precincts 1,177 of 1,177



**Percent Votes**

STEVE COOLEY		49.57% 43,961
JOHN EASTMAN		34.68% 30,761
TOM HARMAN		15.75% 13,966

**REP - Insurance Commissioner**

Completed Precincts 1,177 of 1,177



**Percent Votes**

MIKE VILLINES		50.55% 42,615
BRIAN FITZGERALD		49.45% 41,681

**REP - Board of Equalization DISTRICT 1**

Completed Precincts 1,177 of 1,177






**Percent Votes**

KEVIN R. SCOTT		72.84% 59,313
RAE WILLIAMS		27.16% 22,119

**REP - U.S. SENATOR**

Completed Precincts 1,177 of 1,177





**Percent Votes**

TOM CAMPBELL		48.46% 50,073
CARLY FIORINA		32.04% 33,107
CHUCK DEVORE		17.66% 18,247
AL RAMIREZ		1.42% 1,472
TIM KALEMKARIAN		0.42% 429

**REP - CONGRESS 11**



Completed Precincts 42 of 42

**Percent Votes**

DAVID HARMER		39.94% 1,539
ANTONIO C. "TONY" AMADOR		25.82% 995
ELIZABETH EMKEN		22.01% 848
BRAD GOEHRING		12.22% 471




**REP - CONGRESS 14**

Completed Precincts 280 of 280

		<b><u>Percent</u></b>	<b><u>Votes</u></b>
DAVE CHAPMAN		54.63%	11,278
RONNY SANTANA		45.37%	9,366

**REP - CONGRESS 15**

Completed Precincts 443 of 443

		<b><u>Percent</u></b>	<b><u>Votes</u></b>
SCOTT KIRKLAND		38.78%	12,992
DON BARICH		36.75%	12,314
RAYMOND L. CHUKWU		24.47%	8,200

**REP - STATE SENATOR DISTRICT 10**

Completed Precincts 92 of 92

		<b><u>Percent</u></b>	<b><u>Votes</u></b>
ROB MAFFIT		100.00%	4,810

**REP - STATE ASSEMBLY DISTRICT 20**

Completed Precincts 44 of 44

		<b><u>Percent</u></b>	<b><u>Votes</u></b>
ADNAN SHAHAB		100.00%	1,986

**REP - STATE ASSEMBLY DISTRICT 21**

Completed Precincts 228 of 228

		<b><u>Percent</u></b>	<b><u>Votes</u></b>
GREG CONLON		100.00%	15,106

**REP - STATE ASSEMBLY DISTRICT 22**

Completed Precincts 240 of 240

		<b><u>Percent</u></b>	<b><u>Votes</u></b>
ERIC SHOOTER HICKOK		100.00%	16,156

**REP - STATE ASSEMBLY DISTRICT 23**

Completed Precincts 216 of 216

**Percent Votes**


ATUL SAINI  100.00% 8,541

**REP - STATE ASSEMBLY DISTRICT 24**

Completed Precincts 320 of 320

**Percent Votes**

ROBERT CHANDLER  63.10% 15,988

DOUG MCNEA  36.90% 9,349

**REP - STATE ASSEMBLY DISTRICT 27**

Completed Precincts 60 of 60


**Percent Votes**


LINDA "ELLIE" BLACK  100.00% 3,711

**REP - STATE ASSEMBLY DISTRICT 28**

Completed Precincts 69 of 69

**Percent Votes**

ROBERT BERNOSKY  64.89% 2,669


ALLEN L. BARKER  35.11% 1,444

**REP - COUNTY CENTRAL COMMITTEE 2nd Supervisorial**

Completed Precincts 157 of 157

**Percent Votes**

JACK E. DAVIS  27.87% 3,744

ROBERT VAN CLEEF  27.77% 3,730



DIANE R. OWEN  24.99% 3,357

MARY VAN CLEEF  19.38% 2,603

**AIP - GOVERNOR**

Completed Precincts 1,177 of 1,177

**Percent Votes**

MARKHAM ROBINSON		50.52% 1,177
CHELENE NIGHTINGALE		49.48% 1,153

**AIP - Lieutenant Governor**

Completed Precincts 1,177 of 1,177


**Percent Votes**

JIM KING		100.00% 2,156
----------	--	---------------

**AIP - Secretary of State**

Completed Precincts 1,177 of 1,177



**Percent Votes**

MERTON D. SHORT		100.00% 2,244
--------------------	--	---------------

**AIP - Controller**

Completed Precincts 1,177 of 1,177

**Percent Votes**

LAWRENCE G. BELIZ		60.44% 1,465
NATHAN E. JOHNSON		39.56% 959

**AIP - Treasurer**

Completed Precincts 1,177 of 1,177


**Percent Votes**

ROBERT LAUTEN		100.00% 2,198
---------------	--	---------------

**AIP - Attorney General**

Completed Precincts 1,177 of 1,177

**Percent Votes**

DIANE BEALL TEMPLIN		100.00% 2,249
------------------------	--	---------------

**AIP - Insurance Commissioner**

Completed Precincts 1,177 of 1,177

**Percent Votes**

CLAY PEDERSEN  100.00% 2,201


**AIP - U.S. SENATOR**

Completed Precincts 1,177 of 1,177

**Percent Votes**

EDWARD C. NOONAN  37.40% 886


AL SALEHI  32.55% 771

DON J. GRUNDMANN  30.05% 712

**AIP - CONGRESS 11**

Completed Precincts 42 of 42

**Percent Votes**

DAVID CHRISTENSEN  100.00% 113

**AIP - STATE SENATOR DISTRICT 10**

Completed Precincts 92 of 92

**Percent Votes**


IVAN CHOU  100.00% 172

**GRN - GOVERNOR**

Completed Precincts 1,177 of 1,177

**Percent Votes**

LAURA WELLS  82.41% 937

S. DEACON ALEXANDER  17.59% 200

**GRN - Lieutenant Governor**

Completed Precincts 1,177 of 1,177

**Percent Votes**

JAMES "JIMI" CASTILLO  100.00% 1,008

**GRN - Secretary of State**

Completed Precincts 1,177 of 1,177

**Percent Votes**

ANN MENASCHE  100.00% 1,105

**GRN - Controller**

Completed Precincts 1,177 of 1,177


**Percent Votes**

ROSS D. FRANKEL  100.00% 1,079

**GRN - Treasurer**

Completed Precincts 1,177 of 1,177

**Percent Votes**

CHARLES "KIT"  
CRITTENDEN  100.00% 1,082

**GRN - Attorney General**

Completed Precincts 1,177 of 1,177


**Percent Votes**

PETER ALLEN  100.00% 1,084

**GRN - Insurance Commissioner**

Completed Precincts 1,177 of 1,177


**Percent Votes**

WILLIAM  
BALDERSTON  100.00% 1,056

**GRN - U.S. SENATOR**

Completed Precincts 1,177 of 1,177

**Percent Votes**

DUANE ROBERTS  100.00% 996

**LIB - GOVERNOR**

Completed Precincts 1,177 of 1,177

**Percent Votes**

DALE F. OGDEN  100.00% 1,135

**LIB - Lieutenant Governor**

Completed Precincts 1,177 of 1,177

**Percent Votes**

PAMELA J. BROWN  100.00% 1,184

**LIB - Secretary of State**

Completed Precincts 1,177 of 1,177


**Percent Votes**

CHRISTINA TOBIN  100.00% 1,165

**LIB - Controller**

Completed Precincts 1,177 of 1,177


**Percent Votes**

ANDREW "ANDY"  
FAVOR  100.00% 1,173

**LIB - Treasurer**

Completed Precincts 1,177 of 1,177


**Percent Votes**

EDWARD M.  
TEYSSIER  100.00% 1,154

**LIB - Attorney General**

Completed Precincts 1,177 of 1,177


**Percent Votes**

TIMOTHY J.  
HANNAN  100.00% 1,161

**LIB - Insurance Commissioner**

Completed Precincts 1,177 of 1,177

**Percent Votes**

RICHARD S.  
BRONSTEIN  100.00% 1,145

**LIB - Board of Equalization DISTRICT 1**



Completed Precincts 1,177 of 1,177

**Percent Votes**

KENNITA WATSON  100.00% 1,157

**LIB - U.S. SENATOR**

Completed Precincts 1,177 of 1,177

**Percent Votes**

GAIL K.  
LIGHTFOOT  100.00% 1,142

**LIB - CONGRESS 14**

Completed Precincts 280 of 280

**Percent Votes**

PAUL LAZAGA  100.00% 333

**LIB - CONGRESS 16**

Completed Precincts 412 of 412


**Percent Votes**

EDWARD  
GONZALEZ  100.00% 319

**LIB - STATE ASSEMBLY DISTRICT 21**

Completed Precincts 228 of 228

**Percent Votes**

RAY M. BELL, JR.  100.00% 196

**LIB - STATE ASSEMBLY DISTRICT 22**

Completed Precincts 240 of 240




**Percent Votes**

T.J. CAMPBELL  100.00% 363

**P&F - GOVERNOR**

Completed Precincts 1,177 of 1,177

**Percent Votes**

STEWART A. ALEXANDER		51.32%	136
CARLOS ALVAREZ		34.72%	92
MOHAMMAD ARIF		13.96%	37

**P&F - Lieutenant Governor**

Completed Precincts 1,177 of 1,177

**Percent Votes**

C.T. WEBER		100.00%	240
------------	--	---------	-----

**P&F - Secretary of State**

Completed Precincts 1,177 of 1,177

**Percent Votes**

MARYLOU CABRAL		100.00%	255
----------------	--	---------	-----

**P&F - Controller**

Completed Precincts 1,177 of 1,177


**Percent Votes**

KAREN MARTINEZ		100.00%	242
----------------	--	---------	-----

**P&F - Treasurer**

Completed Precincts 1,177 of 1,177


**Percent Votes**

DEBRA L. REIGER		100.00%	248
-----------------	--	---------	-----

**P&F - Attorney General**

Completed Precincts 1,177 of 1,177

**Percent Votes**

ROBERT J. EVANS		100.00%	254
-----------------	--	---------	-----

**P&F - Insurance Commissioner**

Completed Precincts 1,177 of 1,177

**Percent Votes**

DINA JOSEPHINE PADILLA		100.00%	253
---------------------------	--	---------	-----

**P&F - Board of Equalization DISTRICT 1**

Completed Precincts 1,177 of 1,177


**Percent Votes**

SHERILL BORG		100.00%	229
--------------	--	---------	-----

**P&F - U.S. SENATOR**

Completed Precincts 1,177 of 1,177



**Percent Votes**

MARSHA FEINLAND		100.00%	249
--------------------	--	---------	-----

**Superior Court Office No. 7**

Completed Precincts 1,177 of 1,177



**Percent Votes**

JOANNE MCCRACKEN		77.08%	193,800
THOMAS SPIELBAUER		22.92%	57,638

**Superior Court Office No. 11**

Completed Precincts 1,177 of 1,177



**Percent Votes**

VANESSA A. ZECHER		63.01%	154,729
TIM PITSKER		36.99%	90,833

**Superior Court Office No. 19**













Completed Precincts 1,177 of 1,177

**Percent Votes**

JULIA ALLOGGIAMENTO		56.82%	137,499
BOB CAMORS		43.18%	104,488






**Superintendent of Public Instruction**

Completed Precincts 1,177 of 1,177

		<b>Percent</b>	<b>Votes</b>
GLORIA ROMERO		20.19%	47,350
TOM TORLAKSON		19.10%	44,810
LARRY ACEVES		14.62%	34,303
GRANT MCMICKEN		10.96%	25,701
LYDIA A. GUTIERREZ		8.32%	19,525
KAREN BLAKE		6.01%	14,090
ALEXIA L. DELIGIANNI		5.99%	14,050
DANIEL M. NUSBAUM		4.67%	10,961
DIANE A. LENNING		4.22%	9,889
HENRY WILLIAMS JR.		2.86%	6,717
LEONARD JAMES MARTIN		2.38%	5,574
FAARAX DAHIR SHEIKH-NOOR		0.68%	1,591

**Member Board of Sups. Dist 1**

Completed Precincts 299 of 299

		<b>Percent</b>	<b>Votes</b>
MIKE WASSERMAN		42.45%	26,206
FORREST WILLIAMS		19.25%	11,886
TERESA ALVARADO		19.15%	11,824
TOM KRUSE		11.10%	6,856
PETER ARELLANO		8.04%	4,966

**Mbr Brd Sups Dst 4**

Completed Precincts 223 of 223

		<b>Percent</b>	<b>Votes</b>
KEN YEAGER		100.00%	50,492



**ASSESSOR**

Completed Precincts 1,177 of 1,177

		<b>Percent</b>	<b>Votes</b>
LARRY STONE		100.00%	224,340




#### DISTRICT ATTORNEY

Completed Precincts 1,177 of 1,177

		<b>Percent</b>	<b>Votes</b>
JEFF ROSEN		50.42%	131,707
DOLORES CARR		49.58%	129,488





#### SHERIFF

Completed Precincts 1,177 of 1,177

		<b>Percent</b>	<b>Votes</b>
LAURIE SMITH		62.49%	162,928
RICHARD CALDERON		29.80%	77,701
MARTIN MONICA		7.71%	20,113




#### CITY OF SAN JOSE Mayor

Completed Precincts 549 of 549

		<b>Percent</b>	<b>Votes</b>
CHUCK REED		76.85%	103,230
THOMAS NGUYEN		9.94%	13,349
SUSAN BARRAGAN		7.94%	10,671
BILL CHEW		5.26%	7,070

#### CITY OF SAN JOSE City Council, Dist 1



Completed Precincts 48 of 48

		<b>Percent</b>	<b>Votes</b>
PETE CONSTANT		66.31%	7,968
DAVID CLANCY		20.30%	2,439
TOM JOHNSTON		13.39%	1,609

#### CITY OF SAN JOSE City Council, Dist 3

Completed Precincts 38 of 38





**Percent Votes**

SAM T. LICCARDO		80.16% 6,305
TIMOTHY HENNESSEY		19.84% 1,561

**CITY OF SAN JOSE City Council, Dist 5**

Completed Precincts 40 of 40






**Percent Votes**

XAVIER CAMPOS		35.44% 2,791
MAGDALENA CARRASCO		35.18% 2,771
J. MANUEL HERRERA		22.82% 1,797
AARON RESENDEZ		6.56% 517

**CITY OF SAN JOSE City Council, Dist 7**

Completed Precincts 39 of 39







**Percent Votes**

MADISON NGUYEN		41.33% 4,578
MINH DUONG		24.07% 2,666
PATRICK PHU LE		17.11% 1,895
RUDY J. RODRIGUEZ		14.32% 1,586
VIETNAM NGUYEN		3.17% 351

**CITY OF SAN JOSE City Council, Dist 9**



Completed Precincts 65 of 65

**Percent Votes**

DONALD ROCHA		43.01% 7,474
LARRY PEGRAM		24.65% 4,284
JIM COGAN		13.21% 2,295
ROBERT CORTESE		7.28% 1,265
CHAD GREER		6.49% 1,128
DAVID CUEVA		5.35% 930



### Proposition 13

Completed Precincts 1,177 of 1,177

		<u>Percent</u>	<u>Votes</u>
YES		86.57%	269,634
NO		13.43%	41,823



### Proposition 14

Completed Precincts 1,177 of 1,177

		<u>Percent</u>	<u>Votes</u>
YES		59.68%	187,816
NO		40.32%	126,875



### Proposition 15

Completed Precincts 1,177 of 1,177

		<u>Percent</u>	<u>Votes</u>
YES		52.19%	159,045
NO		47.81%	145,692



### Proposition 16

Completed Precincts 1,177 of 1,177

		<u>Percent</u>	<u>Votes</u>
NO		61.65%	193,821
YES		38.35%	120,549



### Proposition 17

Completed Precincts 1,177 of 1,177

		<u>Percent</u>	<u>Votes</u>
NO		55.59%	173,229
YES		44.41%	138,378

### Measure A - Bonds



Completed Precincts 75 of 75

		<u>Percent</u>	<u>Votes</u>
BONDS YES		77.71%	19,480
BONDS NO		22.29%	5,587

**Measure B - Parcel Tax**

Completed Precincts 36 of 36



**Percent Votes**

YES		70.79% 7,002
NO		29.21% 2,889

**Measure C - Gann Appropriations**

Completed Precincts 62 of 62



**Percent Votes**

YES		73.10% 11,890
NO		26.90% 4,376

**Measure E - Bonds**

Completed Precincts 42 of 42



**Percent Votes**

BONDS YES		71.51% 6,412
BONDS NO		28.49% 2,554

**Measure G - Bonds**

Completed Precincts 65 of 65



**Percent Votes**

BONDS YES		73.99% 12,753
BONDS NO		26.01% 4,484

**Measure H - Parcel Tax**

Completed Precincts 20 of 20



**Percent Votes**

YES		71.37% 2,099
NO		28.63% 842





### Measure I - Parcel Tax

Completed Precincts 51 of 51

		<b>Percent</b>	<b>Votes</b>
YES		74.40%	8,173
NO		25.60%	2,812



### Measure J - Stadium

Completed Precincts 58 of 58

		<b>Percent</b>	<b>Votes</b>
YES		58.20%	14,628
NO		41.80%	10,505



### Measure K - Cardroom

Completed Precincts 549 of 549

		<b>Percent</b>	<b>Votes</b>
YES		76.04%	109,197
NO		23.96%	34,412

### Measure L - Special Tax

Completed Precincts 37 of 37

		<b>Percent</b>	<b>Votes</b>
YES		77.62%	10,404
NO		22.38%	2,999