









**Official Final Results**



May 19, 2009 Statewide Special Election

**Last Updated : 06/2/09 11:12 AM**

Registration & Turnout		
<u>Completed Precincts 861 of 861</u>		
<u>Total Registration 789,175</u>		
		<b><u>Percent</u>   <u>Votes</u></b>
Vote by Mail Reporting Turnout		28.01% 221,051
Precinct Reporting Turnout		7.81% 61,635
		<b>35.82% 282,686</b>
Proposition 1A		
<u>Completed Precincts 861 of 861</u>		
		<b><u>Percent</u>   <u>Votes</u></b>
NO		54.69% 153,038
YES		45.31% 126,774
Proposition 1B		
<u>Completed Precincts 861 of 861</u>		
		<b><u>Percent</u>   <u>Votes</u></b>
YES		52.08% 145,659
NO		47.92% 134,001
Proposition 1C		
<u>Completed Precincts 861 of 861</u>		
		<b><u>Percent</u>   <u>Votes</u></b>
NO		54.66% 152,367
YES		45.34% 126,382



### Proposition 1D

Completed Precincts 861 of 861

		<u>Percent</u>	<u>Votes</u>
NO		61.09%	169,940
YES		38.91%	108,256



### Proposition 1E

Completed Precincts 861 of 861

		<u>Percent</u>	<u>Votes</u>
NO		58.87%	159,878
YES		41.13%	111,721



### Proposition 1F

Completed Precincts 861 of 861

		<u>Percent</u>	<u>Votes</u>
YES		83.46%	228,418
NO		16.54%	45,267

### Measure A

Completed Precincts 16 of 16

		<u>Percent</u>	<u>Votes</u>
YES		58.69%	4,094
NO		41.31%	2,882