









Official Final Results

May 3, 2011 Special Election



Completed Precincts

Last Updated : 05/6/11 04:01 PM

Registration & Turnout			
<u>Completed Precincts 98 of 98</u>			
<u>Total Registration 147,036</u>			
		<u>Percent</u>	<u>Votes</u>
Precinct Reporting Turnout		46.40%	68,229
Vote by Mail Reporting Turnout		0%	0
		46.40%	68,229
Measure A - Los Gatos-Saratoga JUHSD, Parcel Tax			
<u>Completed Precincts 34 of 34</u>			
		<u>Percent</u>	<u>Votes</u>
YES		72.65%	10,718
NO		27.35%	4,034
Measure B - Sunnyvale SD, Parcel Tax			
<u>Completed Precincts 15 of 15</u>			
		<u>Percent</u>	<u>Votes</u>
YES		69.70%	7,640
NO		30.30%	3,321
Measure C - Cupertino USD, Parcel Tax			
<u>Completed Precincts 33 of 33</u>			
		<u>Percent</u>	<u>Votes</u>
YES		70.06%	20,122
NO		29.94%	8,598
Measure E - Los Altos SD, Parcel Tax			

Completed Precincts 16 of 16

Percent Votes

YES		67.06% 9,187
NO		32.94% 4,512