

Final Results

November 2, 2010 Gubernatorial General Election







Completed Precincts

Last Updated : 11/23/10 02:45 PM

Registration & Turnout		
<u>Completed Precincts 1,234 of 1,234</u>		
<u>Total Registration 779,330</u>		
		<u>Percent</u> <u>Votes</u>
VBM Reporting Turnout		45.99% 358,438
Precinct Reporting Turnout		21.17% 164,989
		67.16% 523,427
Governor		
<u>Completed Precincts 1,234 of 1,234</u>		
		<u>Percent</u> <u>Votes</u>
JERRY BROWN		61.29% 314,022
MEG WHITMAN		34.88% 178,695
DALE F. OGDEN		1.11% 5,707
LAURA WELLS		1.11% 5,685
CHELENE NIGHTINGALE		0.95% 4,880
CARLOS ALVAREZ		0.66% 3,362
Lieutenant Governor		
<u>Completed Precincts 1,234 of 1,234</u>		
		<u>Percent</u> <u>Votes</u>
GAVIN NEWSOM		60.65% 303,333
ABEL MALDONADO		31.72% 158,633
PAMELA J. BROWN		4.95% 24,748
JAMES "JIMI" CASTILLO		1.00% 5,013
JIM KING		0.97% 4,839
C.T. WEBER		0.71% 3,540







Secretary of State

Completed Precincts 1,234 of 1,234

		<u>Percent</u>	<u>Votes</u>
DEBRA BOWEN		61.72%	297,475
DAMON DUNN		29.53%	142,330
ANN MENASCHE		3.65%	17,582
CHRISTINA TOBIN		2.20%	10,592
MARYLOU CABRAL		1.51%	7,280
MERTON D. SHORT		1.40%	6,738







Controller

Completed Precincts 1,234 of 1,234

		<u>Percent</u>	<u>Votes</u>
JOHN CHIANG		61.52%	296,006
TONY STRICKLAND		29.60%	142,408
ANDREW "ANDY" FAVOR		3.59%	17,291
ROSS D. FRANKEL		2.03%	9,783
KAREN MARTINEZ		1.93%	9,266
LAWRENCE G. BELIZ		1.33%	6,388







Treasurer

Completed Precincts 1,234 of 1,234

		<u>Percent</u>	<u>Votes</u>
BILL LOCKYER		64.68%	310,139
MIMI WALTERS		28.37%	136,058
CHARLES "KIT" CRITTENDEN		2.46%	11,806
EDWARD M. TEYSSIER		2.45%	11,765
DEBRA L. REIGER		1.14%	5,486
ROBERT LAUTEN		0.89%	4,273







Attorney General

Completed Precincts 1,234 of 1,234

		<u>Percent</u>	<u>Votes</u>
KAMALA D. HARRIS		54.92%	264,960
STEVE COOLEY		36.29%	175,077
PETER ALLEN		3.16%	15,261
TIMOTHY J. HANNAN		2.80%	13,509
ROBERT J. EVANS		1.60%	7,732
DIANE BEALL TEMPLIN		1.23%	5,918





Insurance Commissioner

Completed Precincts 1,234 of 1,234

		<u>Percent</u>	<u>Votes</u>
DAVE JONES		58.30%	274,151
MIKE VILLINES		30.63%	144,029
RICHARD S. BRONSTEIN		3.69%	17,364
DINA JOSEPHINE PADILLA		3.05%	14,338
WILLIAM BALDERSTON		2.74%	12,879
CLAY PEDERSEN		1.59%	7,470



Board of Equalization District 1



Completed Precincts 1,234 of 1,234

		<u>Percent</u>	<u>Votes</u>
BETTY T. YEE		60.05%	275,714
KEVIN R. SCOTT		33.76%	155,013
KENNITA WATSON		3.54%	16,235
SHERILL BORG		2.64%	12,143

U.S. SENATOR

Completed Precincts 1,234 of 1,234




		<u>Percent</u>	<u>Votes</u>
BARBARA BOXER		63.26%	320,734
CARLY FIORINA		31.95%	161,986

GAIL K. LIGHTFOOT		1.61%	8,148
DUANE ROBERTS		1.13%	5,711
MARSHA FEINLAND		1.04%	5,295
EDWARD C. NOONAN		1.01%	5,105

CONGRESS DISTRICT 11th

Completed Precincts 42 of 42




Percent Votes

JERRY MCNERNEY		52.06%	7,735
DAVID HARMER		43.86%	6,517
DAVID CHRISTENSEN		4.09%	607

CONGRESS DISTRICT 14th

Completed Precincts 284 of 284



Percent Votes

ANNA G. ESHOO		68.63%	86,118
DAVE CHAPMAN		28.44%	35,692
PAUL LAZAGA		2.93%	3,673

CONGRESS DISTRICT 15th

Completed Precincts 458 of 458




Percent Votes

MIKE HONDA		67.60%	126,147
SCOTT KIRKLAND		32.40%	60,468




CONGRESS DISTRICT 16th

Completed Precincts 450 of 450



Percent Votes

ZOE LOFGREN		67.82%	105,841
DANIEL SAHAGUN		24.29%	37,913
EDWARD GONZALEZ		7.88%	12,304




STATE SENATOR DISTRICT 10Completed Precincts 94 of 94

		<u>Percent</u>	<u>Votes</u>
ELLEN M. CORBETT		60.63%	20,083
ROB MAFFIT		32.12%	10,639
IVAN CHOU		7.25%	2,402




STATE ASSEMBLY DISTRICT 20Completed Precincts 44 of 44

		<u>Percent</u>	<u>Votes</u>
BOB WIECKOWSKI		70.45%	10,372
ADNAN SHAHAB		29.55%	4,351



STATE ASSEMBLY DISTRICT 21Completed Precincts 232 of 232

		<u>Percent</u>	<u>Votes</u>
RICH GORDON		57.45%	47,938
GREG CONLON		37.37%	31,181
RAY M. BELL, JR.		5.18%	4,324



STATE ASSEMBLY DISTRICT 22Completed Precincts 253 of 253

		<u>Percent</u>	<u>Votes</u>
PAUL FONG		67.04%	74,501
ERIC SHOOTER HICKOK		27.13%	30,143
T.J. CAMPBELL		5.83%	6,478



STATE ASSEMBLY DISTRICT 23Completed Precincts 235 of 235

		<u>Percent</u>	<u>Votes</u>
NORA CAMPOS		75.05%	58,629
ATUL SAINI		24.95%	19,494



STATE ASSEMBLY DISTRICT 24Completed Precincts 333 of 333

		<u>Percent</u>	<u>Votes</u>
JIM BEALL		61.94%	81,526
ROBERT CHANDLER		38.06%	50,087



STATE ASSEMBLY DISTRICT 27Completed Precincts 64 of 64

		<u>Percent</u>	<u>Votes</u>
BILL MONNING		50.05%	8,763
LINDA "ELLIE" BLACK		49.95%	8,745




STATE ASSEMBLY DISTRICT 28Completed Precincts 73 of 73

		<u>Percent</u>	<u>Votes</u>
LUIS ALEJO		60.01%	13,425
ROBERT BERNOSKY		39.99%	8,948



Sup of Public InstructionCompleted Precincts 1,234 of 1,234

		<u>Percent</u>	<u>Votes</u>
TOM TORLAKSON		54.21%	208,086
LARRY ACEVES		45.79%	175,769




SANTA CLARA COUNTY Board of Education TA 2Completed Precincts 213 of 213

		<u>Percent</u>	<u>Votes</u>
MICHAEL CHANG		51.07%	34,320
GEORGE K. TYSON		36.81%	24,737
LYNETTE LEE ENG		12.11%	8,139



SANTA CLARA COUNTY Board of Education TA 6Completed Precincts 177 of 177

		<u>Percent</u>	<u>Votes</u>
CRAIG MANN		62.57%	35,584
ANGIE M. CARDOZA		37.43%	21,290





SANTA CLARA COUNTY Board of Education TA 7Completed Precincts 184 of 184

		<u>Percent</u>	<u>Votes</u>
JULIA HOVER-SMOOT		45.97%	20,431
ADAM ESCOTO		41.79%	18,574
CY MANN		12.25%	5,443



GAVILAN JOINT CCD TA 1Completed Precincts 105 of 105

		<u>Percent</u>	<u>Votes</u>
WALTER A. GLINES		53.71%	13,378
ELEANOR S. VILLARREAL		46.29%	11,531

GAVILAN JOINT CCD TA 3Completed Precincts 105 of 105



		<u>Percent</u>	<u>Votes</u>
KENT L. CHILD		36.26%	13,106
TONY RUIZ		28.66%	10,359
ELVIRA ZARAGOZA ROBINSON		22.75%	8,223
STELVIO LOCCI		12.33%	4,455

SAN JOSE/EVERGREEN CCD TA 4Completed Precincts 56 of 56

		<u>Percent</u>	<u>Votes</u>
MARIA FUENTES		69.90%	13,906
ANDRES QUINTERO		30.10%	5,989




SAN JOSE/EVERGREEN CCD TA 6

Completed Precincts 86 of 86

		<u>Percent</u>	<u>Votes</u>
JEFFREY LEASE		51.42%	14,834
RICHARD HOBBS		48.58%	14,016




WEST VALLEY-MISSION CCD TA 1

Completed Precincts 322 of 322

		<u>Percent</u>	<u>Votes</u>
CHAD WALSH		35.96%	48,187
JACK LUCAS		35.20%	47,168
JOE PANDIT		28.85%	38,660



WEST VALLEY-MISSION CCD TA 2

Completed Precincts 322 of 322

		<u>Percent</u>	<u>Votes</u>
BUCK POLK		38.27%	33,154
MAGGIE WONG		37.54%	32,524
MARK LITTLE		24.20%	20,965






WEST VALLEY-MISSION CCD TA 3 ST

Completed Precincts 322 of 322










		<u>Percent</u>	<u>Votes</u>
NICHOLAS D. HEIMLICH		67.20%	55,819
KATHI N. TRAN		32.80%	27,243

GILROY UNIFIED SD







Completed Precincts 42 of 42

		<u>Percent</u>	<u>Votes</u>
JAIME ROSSO		24.82%	7,289
DOM PAYNE		19.16%	5,626
FRANCISCO DOMINGUEZ		18.94%	5,564
TOM BUNDROS		18.90%	5,552
DENISE APUZZO		18.18%	5,339



MORGAN HILL UNIFIED SDCompleted Precincts 62 of 62**Percent Votes**

RON WOOLF		17.28% 8,117
CLAUDIA M. ROSSI		16.45% 7,731
SHELLE G. THOMAS		14.19% 6,665
DON MOODY		13.77% 6,468
BART FISHER		9.53% 4,478
KIRSTEN FRANCIS CARR		8.58% 4,033
BOB BENEVENTO		8.49% 3,991
ARMANDO BENAVIDES		7.12% 3,346
BRENDA CAYME		4.59% 2,156



SANTA CLARA UNIFIED SD TA 2Completed Precincts 79 of 79**Percent Votes**


CHRISTINE ELLEN KOLTERMANN		20.78% 9,231
INA K. BENDIS		19.30% 8,572
VIOLA SMITH		18.58% 8,251
PATRICIA C. FLOT		18.30% 8,129
ANNA STRAUSS		14.89% 6,612
ASHISH MANGLA		8.16% 3,624

SANTA CLARA UNIFIED SD TA 3Completed Precincts 79 of 79**Percent Votes**

ANDREW RATERMANN		60.99% 16,072
ADELA SAADAT		39.01% 10,281








EAST SIDE UNION HIGH SDCompleted Precincts 329 of 329**Percent Votes**

J. MANUEL HERRERA		20.02% 39,771
FRANK BIEHL		18.56% 36,863

VAN T. LE		15.39% 30,577
ROBERT NUNEZ		13.95% 27,714
LEO CORTEZ		13.61% 27,032
DEREK GRASTY		11.23% 22,314
LUPE ARELLANO GUIDO		7.24% 14,374





FREMONT UNION HIGH SD

Completed Precincts 133 of 133

		Percent	Votes
WILLIAM (BILL) WILSON		22.70%	28,199
BARBARA NUNES		22.29%	27,689
HUNG WEI		21.39%	26,562
MICHAEL S. GOLDMAN		9.20%	11,424
PRADEEP JAIN		8.79%	10,912
MIYUKI IWATA GOLDMAN		8.58%	10,662
MONET GOLDMAN		7.05%	8,752






LOS GATOS-SARATOGA JOINT UNION HIGH SD

Completed Precincts 80 of 80

		Percent	Votes
CYNTHIA CHANG		28.61%	10,900
DOUGLAS RAMEZANE		27.17%	10,348
MICHELE VAN ZUIDEN		26.05%	9,923
NEIL GREEN		18.17%	6,921

SAN BENITO HIGH SD

Completed Precincts 1 of 1

		Percent	Votes
BILL TIFFANY		30.88%	21
TIM SHELLITO		23.53%	16
MARY ENCINIAS		19.12%	13
STEVE DE LAY		17.65%	12
GUILLE REYNOSO		8.82%	6

ALUM ROCK UNION ELEMENTARY SDCompleted Precincts 55 of 55

		Percent	Votes
FRANK CHAVEZ		18.57%	6,023
DARCIE GREEN		14.86%	4,818
SCOTT HUNG PHAM		11.52%	3,737
LALO MORALES		11.52%	3,735
GUSTAVO GONZALEZ		11.43%	3,707
MARCOS GUTIERREZ		10.11%	3,279
RAY TURNER		9.37%	3,039
MIGUEL BALDONI		7.34%	2,381
AARON RESENDEZ		5.27%	1,709

BERRYESSA UNION SDCompleted Precincts 62 of 62

		Percent	Votes
DAVID COHEN		29.53%	10,486
LINDA CHEN		19.77%	7,020
DAVID J. NEIGHBORS		17.89%	6,354
RUDY NASOL		12.08%	4,288
DAVID S. HERNANDEZ		10.63%	3,774
DALE WARNER		10.10%	3,587

CAMBRIAN SDCompleted Precincts 26 of 26

		Percent	Votes
ALAN BAKER		31.40%	4,747
STACEY BROWN		21.77%	3,290
RANDY SCOFIELD		16.43%	2,484
JEFF CUTULI		15.32%	2,316
GARY CHRONERT		15.08%	2,279

CAMPBELL UNION SDCompleted Precincts 65 of 65

		<u>Percent</u>	<u>Votes</u>
JULIE CONSTANT		31.94%	13,491
DANIELLE M.S. COHEN		25.79%	10,892
SCOTT KLEINBERG		23.67%	9,997
AUDREY ARANCIO		18.60%	7,855

EVERGREEN SDCompleted Precincts 59 of 59

		<u>Percent</u>	<u>Votes</u>
JIM ZITO		27.46%	11,837
SYLVIA ALVAREZ		24.36%	10,500
JEFF L. FISCHER		24.26%	10,456
MERRILEE CLAVERIE		23.92%	10,310






FRANKLIN-MCKINLEY SDCompleted Precincts 46 of 46

		<u>Percent</u>	<u>Votes</u>
BUU CHAU THAI		31.89%	7,861
KEITH-KHOA NGUYEN		25.32%	6,242
RUDY J. RODRIGUEZ		24.41%	6,017
BRYAN DO		18.38%	4,531








LOMA PRIETA JOINT UNION SDCompleted Precincts 3 of 3

		<u>Percent</u>	<u>Votes</u>
SHANNON HICKOK		21.46%	200
JENNIFER STRAW		20.71%	193
MARIO MONTANA		17.38%	162
KAREN ROTHSCHILD		15.56%	145
CHARLOTTE BOISVERT- KHANDELWAL		14.59%	136
JEFFREY JARNIGAN		10.30%	96





LOS GATOS UNION SDCompleted Precincts 42 of 42**Percent Votes**

KATHLEEN K. BAYS		25.54%	5,276
TINA ORSI-HARTIGAN		23.51%	4,856
SCOTT R. BROOMFIELD		18.92%	3,908
MARCIA E. WOLD		16.52%	3,412
BILL ADAMEC		15.50%	3,202




LUTHER BURBANK SDCompleted Precincts 4 of 4**Percent Votes**


RAMONA GARCIA		25.19%	420
FRANCIS RIVERA		20.58%	343
MIRNA T. GARCIA		14.82%	247
LIZANDRO CARRASCO		12.30%	205
PAMELA ORTIZ		10.44%	174
ILDA VASQUEZ		8.34%	139
KIM PEREZ		8.34%	139

MORELAND ELEMENTARY SDCompleted Precincts 30 of 30**Percent Votes**

KAREN WHIPPLE		29.40%	6,534
HEATHER SUTTON		28.20%	6,267
LORI BOOROOJIAN		23.83%	5,296
HAZEL S. VASQUEZ		18.57%	4,128

MOUNT PLEASANT SDCompleted Precincts 25 of 25**Percent Votes**



ROBERT A. RAMIREZ		34.26%	2,520
BETTY MARTINEZ		26.55%	1,953
GAIL TREMAINE		20.29%	1,492

ANTHONY J. LOPEZ  18.90% 1,390

OAK GROVE SD - TA 3

Completed Precincts 17 of 17





Percent Votes

DENNIS HAWKINS  73.58% 3,451
KAUSHIK JOGLEKAR  26.42% 1,239

SARATOGA UNION SD - Full Term

Completed Precincts 33 of 33



Percent Votes

PATTY BUCHANAN  34.27% 5,192
MICHAEL A. GIPE  29.75% 4,507
PAIGE BERARDO  23.19% 3,514
ASHLEY CHAO  12.79% 1,938

SARATOGA UNION SD - Short Term

Completed Precincts 33 of 33







Percent Votes

ARATI NAGARAJ  59.33% 3,578
ALICE BIDEL  40.67% 2,453

UNION ELEMENTARY SD



Completed Precincts 40 of 40

Percent Votes

CINDY GOODSSELL  24.38% 8,092
SHEILA BILLINGS  20.49% 6,800
JANICE HECTOR  20.08% 6,666
REID BIERLY  14.44% 4,792
TIM WANCEWICZ  13.54% 4,493
BRIAN STARK  7.07% 2,347










Member, Board of Supervisors - District 1

Completed Precincts 325 of 325

		<u>Percent</u>	<u>Votes</u>
MIKE WASSERMAN		57.53%	52,158
FORREST WILLIAMS		42.47%	38,509








Member, Campbell City Council

Completed Precincts 30 of 30

		<u>Percent</u>	<u>Votes</u>
EVAN LOW		25.67%	6,997
RICHARD WATERMAN		15.31%	4,172
JEFF CRISTINA		14.17%	3,861
LIZ GIBBONS		11.77%	3,208
PHIL REYNOLDS, JR.		9.29%	2,533
BRIAN BRENNAN		7.56%	2,061
FRANK JEWETT		7.50%	2,044
ROBERT S. DOUGHERTY		5.22%	1,422
LARRY GRATTAN		3.52%	959

Member, Gilroy City Council






Completed Precincts 26 of 26

		<u>Percent</u>	<u>Votes</u>
PETER LEROE-MUNOZ		18.65%	4,381
DION BRACCO		18.19%	4,272
PETER ARELLANO		17.96%	4,218
PAUL V. KLOECKER		15.36%	3,607
ART BARRON		12.46%	2,926
RUSS VALIQUETTE		10.16%	2,387
PASQUALE GRECO		7.23%	1,699

Member, Los Altos City Council

Completed Precincts 27 of 27




Percent Votes

VAL CARPENTER		31.68% 6,582
JARRETT FISHPAW		28.23% 5,865
CURTIS COLE		21.66% 4,500
MATT SWEENEY		9.57% 1,988
NANCY M. CARLSON		8.85% 1,839

Member, Los Altos Hills City Council

Completed Precincts 9 of 9





Percent Votes

GARY C. WALDECK		35.64% 2,074
JOHN RADFORD		34.52% 2,009
JOAN SHERLOCK		29.85% 1,737

Member, Los Gatos Town Council

Completed Precincts 33 of 33





Percent Votes

DIANE MCNUTT		27.88% 6,860
JOE PIRZYNSKI		27.24% 6,701
STEVEN LEONARDIS		25.82% 6,353
JUDY GLICKMAN		19.06% 4,688

Mayor, City of Milpitas

Completed Precincts 33 of 33

Percent Votes

JOSE 'JOE' ESTEVES		42.60% 6,266
DEBBIE GIORDANO		27.86% 4,098
PETE "PRIMO" MCHUGH		23.99% 3,529
ROB MEANS		5.54% 815

Member, Milpitas City Council

Completed Precincts 33 of 33

Percent Votes

ARMANDO GOMEZ		22.77% 5,323
ALTHEA POLANSKI		15.79% 3,691
CARMEN MONTANO		15.53% 3,631
NANCY MENDIZABAL		12.38% 2,895
BILL FERGUSON		10.15% 2,372
ROBERT WINDISCH		8.87% 2,073
GARY ROOPE		7.55% 1,765
BYRON WINTERS		6.96% 1,628

Member, Monte Sereno City Council

Completed Precincts 7 of 7

Percent Votes

CURTIS ROGERS		24.50% 926
BURTON CRAIG		24.44% 924
MARSHALL W. ANSTANDIG		23.57% 891
TONI GOUVEIA YAMAMOTO		14.42% 545
DON PERRY		13.07% 494

Mayor, City of Morgan Hill

Completed Precincts 30 of 30

Percent Votes






STEVE TATE		52.91% 5,991
ART COLLEGE		29.61% 3,353
MARBY LEE		17.47% 1,978

Member, Morgan Hill City Council

Completed Precincts 30 of 30







Percent Votes

RICH CONSTANTINE		22.84% 4,126
GORDON SIEBERT		16.84% 3,043
LEE SCHMIDT		15.09% 2,727

KEN GALLOWAY		11.85% 2,141
RICK G. MORENO		11.47% 2,072
MICHAEL A. CASTELAN		7.79% 1,408
DAVID GENE MOUNTEER		7.68% 1,387
JOSEPH CARRILLO		6.44% 1,164



Member, Mountain View City Council

Completed Precincts 42 of 42

		<u>Percent</u>	<u>Votes</u>
MARGARET ABE-KOGA		27.17%	12,284
RONIT BRYANT		22.84%	10,325
JAC SIEGEL		20.68%	9,349
DANIEL BRIAN WAYLONIS		12.66%	5,725
GREG DAVID		10.15%	4,588
AARON JABBARI		6.50%	2,937



San Jose City Council, District 5

Completed Precincts 40 of 40

		<u>Percent</u>	<u>Votes</u>
XAVIER CAMPOS		51.84%	5,218
MAGDALENA CARRASCO		48.16%	4,847



San Jose City Council, District 7

Completed Precincts 41 of 41

		<u>Percent</u>	<u>Votes</u>
MADISON NGUYEN		54.33%	7,625
MINH DUONG		45.67%	6,410



San Jose City Council, Dist 9

Completed Precincts 65 of 65

		<u>Percent</u>	<u>Votes</u>
DONALD ROCHA		62.98%	15,549
LARRY PEGRAM		37.02%	9,139



Mayor, City of Santa Clara

Completed Precincts 62 of 62

		<u>Percent</u>	<u>Votes</u>
JAMIE L. MATTHEWS		63.43%	15,258
CHRIS STAMPOLIS		36.57%	8,797



Member, Santa Clara City Council - Seat 2

Completed Precincts 62 of 62

		<u>Percent</u>	<u>Votes</u>
PATRICK KOLSTAD		54.12%	12,962
M. NADEEM		45.88%	10,990







Member, Santa Clara City Council - Seat 5

Completed Precincts 62 of 62

		<u>Percent</u>	<u>Votes</u>
PATRICIA MAHAN		56.27%	13,540
TERESA O'NEILL		43.73%	10,522




Member, Saratoga City Council

Completed Precincts 31 of 31

		<u>Percent</u>	<u>Votes</u>
CHUCK PAGE		21.60%	6,167
JILL HUNTER		18.10%	5,169
EMILY LO		17.12%	4,889
YAN ZHAO		16.60%	4,740
PRAGATI GROVER		14.77%	4,219
NANCY KIRK		11.81%	3,372



Director, Santa Clara Valley Water - District 1

Completed Precincts 222 of 222

		<u>Percent</u>	<u>Votes</u>
DON GAGE		59.11%	33,438
TOM KRUSE		30.19%	17,080
ROBERTO J SEPULVEDA		10.70%	6,053



Director, Santa Clara Valley Water - District 4

Completed Precincts 188 of 188

		<u>Percent</u>	<u>Votes</u>
LINDA J. LEZOTTE		58.19%	32,341
DAN FURTADO		41.81%	23,240



Director, Santa Clara Valley Water - District 7

Completed Precincts 242 of 242

		<u>Percent</u>	<u>Votes</u>
BRIAN ANDREW SCHMIDT		56.80%	30,726
LOUIS E. BECKER		43.20%	23,366



Chief Justice of the Supreme Court

Completed Precincts 1,234 of 1,234

		<u>Percent</u>	<u>Votes</u>
YES		72.99%	244,540
NO		27.01%	90,482



Associate Justice of the Supreme Court - Chin

Completed Precincts 1,234 of 1,234

		<u>Percent</u>	<u>Votes</u>
YES		69.60%	227,954
NO		30.40%	99,557

Associate Justice of the Supreme Court - Moreno


Completed Precincts 1,234 of 1,234

		<u>Percent</u>	<u>Votes</u>
YES		73.83%	241,469
NO		26.17%	85,598

Presiding Justice Court of Appeal - Rushing



Completed Precincts 1,234 of 1,234

		<u>Percent</u>	<u>Votes</u>
YES		76.34%	241,754

NO  23.66% 74,925



Proposition 19

Completed Precincts 1,234 of 1,234

		<u>Percent</u>	<u>Votes</u>
NO		51.72%	263,093
YES		48.28%	245,568



Proposition 20

Completed Precincts 1,234 of 1,234

		<u>Percent</u>	<u>Votes</u>
YES		63.10%	302,266
NO		36.90%	176,758



Proposition 21

Completed Precincts 1,234 of 1,234

		<u>Percent</u>	<u>Votes</u>
YES		52.31%	262,622
NO		47.69%	239,467



Proposition 22

Completed Precincts 1,234 of 1,234

		<u>Percent</u>	<u>Votes</u>
YES		62.22%	299,659
NO		37.78%	181,922

Proposition 23

Completed Precincts 1,234 of 1,234

		<u>Percent</u>	<u>Votes</u>
NO		70.13%	347,953
YES		29.87%	148,173

Proposition 24



Completed Precincts 1,234 of 1,234

		<u>Percent</u>	<u>Votes</u>
NO		56.07%	269,389

YES  43.93% 211,029



Proposition 25

Completed Precincts 1,234 of 1,234

	<u>Percent</u>	<u>Votes</u>
YES 	62.65%	299,760
NO 	37.35%	178,677



Proposition 26

Completed Precincts 1,234 of 1,234

	<u>Percent</u>	<u>Votes</u>
NO 	52.85%	247,377
YES 	47.15%	220,706



Proposition 27

Completed Precincts 1,234 of 1,234

	<u>Percent</u>	<u>Votes</u>
NO 	59.89%	272,254
YES 	40.11%	182,325



Measure A - Parcel Tax, Santa Clara County

Completed Precincts 1,234 of 1,234

	<u>Percent</u>	<u>Votes</u>
YES 	58.76%	279,844
NO 	41.24%	196,397

Measure B - Fee, Santa Clara Valley TA

Completed Precincts 1,234 of 1,234

	<u>Percent</u>	<u>Votes</u>
YES 	51.93%	246,079
NO 	48.07%	227,773

Measure C - Term Limits, Santa Clara Valley WD



Completed Precincts 1,234 of 1,234

	<u>Percent</u>	<u>Votes</u>
YES 	75.34%	334,678

NO  24.66% 109,553



Measure E - Parcel Tax, Foothill-De Anza CCD

Completed Precincts 271 of 271

		<u>Percent</u>	<u>Votes</u>
YES		58.00%	73,404
NO		42.00%	53,162



Measure G - Bonds, San Jose/Evergreen CCD

Completed Precincts 535 of 535

		<u>Percent</u>	<u>Votes</u>
BONDS YES		58.81%	111,032
BONDS NO		41.19%	77,759



Measure H - Bonds, Santa Clara Unified SD

Completed Precincts 79 of 79

		<u>Percent</u>	<u>Votes</u>
BONDS YES		64.44%	21,839
BONDS NO		35.56%	12,051



Measure I - Parcel Tax, East Side Union High SD

Completed Precincts 329 of 329

		<u>Percent</u>	<u>Votes</u>
YES		57.37%	63,866
NO		42.63%	47,465

Measure J - Bonds, Franklin-McKinley SD


Completed Precincts 46 of 46

		<u>Percent</u>	<u>Votes</u>
BONDS YES		69.91%	10,860
BONDS NO		30.09%	4,674

Measure K - Bonds, Moreland Elementary SD

Completed Precincts 30 of 30

		<u>Percent</u>	<u>Votes</u>
BONDS YES		69.15%	9,035

BONDS NO  30.85% 4,031

Measure L - Parcel Tax, Cambrian SD

Completed Precincts 26 of 26

Percent Votes

YES  58.41% 5,843

NO  41.59% 4,160

Measure M - Business License Tax, City of Campbell

Completed Precincts 30 of 30

Percent Votes

YES  69.59% 8,852


NO  30.41% 3,869

Measure N - Occupancy Tax, City of Campbell

Completed Precincts 30 of 30

Percent Votes

YES  73.16% 9,254

NO  26.84% 3,395

Measure O - Appointment, City of Campbell

Completed Precincts 30 of 30

Percent Votes

YES  57.25% 6,622

NO  42.75% 4,944

Measure P - Appointment, City of Morgan Hill

Completed Precincts 30 of 30

Percent Votes

NO  54.03% 6,062


YES  45.97% 5,158

Measure Q - Zoning, City of Saratoga

Completed Precincts 31 of 31

Percent Votes


NO  50.72% 7,143


YES  49.28% 6,939

Measure R - Amendment, City of Palo Alto

Completed Precincts 53 of 53

Percent Votes


AGAINST THE AMENDMENT  75.19% 19,906


FOR THE AMENDMENT  24.81% 6,567

Measure S-Election Date Change, City of Palo Alto

Completed Precincts 53 of 53

Percent Votes

FOR THE AMENDMENT  76.27% 19,509

AGAINST THE AMENDMENT  23.73% 6,071

Measure T - Utility Users Tax, City of Mt. View

Completed Precincts 42 of 42

Percent Votes

YES  70.11% 14,993


NO  29.89% 6,393

Measure U - Marijuana Business Tax, City of SJ

Completed Precincts 582 of 582

Percent Votes

YES  78.33% 184,305


NO  21.67% 50,992

Measure V - Binding Arbitration, City of SJ

Completed Precincts 582 of 582



Percent Votes

YES  66.41% 148,368

NO  33.59% 75,038

Measure W - Pension Reform, City of SJ

Completed Precincts 582 of 582

		<u>Percent</u>	<u>Votes</u>
YES		72.14%	162,367
NO		27.86%	62,710