



**Official Final Results**



November 4, 2008 Presidential Primary Election

**Last Updated : 11/25/08 11:10 AM**

Registration & Turnout		
<u>Completed Precincts 1,142 of 1,142</u>		
<u>Total Registration 788,821</u>		
	<b><u>Percent</u></b>	<b><u>Votes</u></b>
Vote by Mail Reporting Turnout	49.24%	388,437
Precinct Reporting Turnout	36.71%	289,596
		<b>85.96% 678,033</b>
President And VP		
<u>Completed Precincts 1,142 of 1,142</u>		
	<b><u>Percent</u></b>	<b><u>Votes</u></b>
DEM - BARACK OBAMA	69.56%	462,241
REP - JOHN MCCAIN	28.60%	190,039
P&F - RALPH NADER	0.72%	4,781
LIB - BOB BARR	0.59%	3,918
GRN - CYNTHIA MCKINNEY	0.27%	1,801
AIP - ALAN KEYES	0.26%	1,755





### CONGRESS 11th

Completed Precincts 39 of 39

		<u>Percent</u>	<u>Votes</u>
DEM - JERRY MCNERNEY		59.00%	10,887
REP - DEAN ANDAL		41.00%	7,564




### CONGRESS 14th

Completed Precincts 265 of 265

		<u>Percent</u>	<u>Votes</u>
DEM - ANNA G. ESHOO		69.59%	108,462
REP - RONNY SANTANA		22.30%	34,757
LIB - BRIAN HOLTZ		4.55%	7,098
GRN - CAROL BROUILLET		3.56%	5,542




### CONGRESS 15th

Completed Precincts 413 of 413

		<u>Percent</u>	<u>Votes</u>
DEM - MIKE HONDA		71.66%	170,977
REP - JOYCE STOER CORDI		23.26%	55,489
GRN - PETER MYERS		5.08%	12,123



### CONGRESS 16th

Completed Precincts 425 of 425

		<u>Percent</u>	<u>Votes</u>
DEM - ZOE LOFGREN		71.34%	146,481
REP - CHAREL WINSTON		24.06%	49,399
LIB - STEVEN WELLS		4.60%	9,447




**STATE SENATOR DISTRICT 11**

Completed Precincts 368 of 368

		<u>Percent</u>	<u>Votes</u>
DEM - JOE SIMITIAN		72.03%	152,179
REP - BLAIR AUSTIN NATHAN		27.97%	59,097



**STATE SENATOR DISTRICT 13**

Completed Precincts 477 of 477

		<u>Percent</u>	<u>Votes</u>
DEM - ELAINE ALQUIST		70.94%	179,855
REP - SHANE PATRICK CONNOLLY		22.49%	57,033
LIB - JOHN H. WEBSTER		6.57%	16,659



**STATE SENATOR DISTRICT 15**

Completed Precincts 208 of 208

		<u>Percent</u>	<u>Votes</u>
REP - ABEL MALDONADO		61.85%	52,343
IND - JIM FITZGERALD		38.15%	32,281



**STATE ASSEMBLY DISTRICT 20**

Completed Precincts 44 of 44

		<u>Percent</u>	<u>Votes</u>
DEM - ALBERTO TORRICO		65.66%	12,873
REP - JEFFREY WALD		34.34%	6,734



**STATE ASSEMBLY DISTRICT 21**

Completed Precincts 218 of 218

		<u>Percent</u>	<u>Votes</u>
DEM - IRA RUSKIN		68.84%	70,947
REP - ANNALISA MARIE TEMPLE		31.16%	32,107



**STATE ASSEMBLY DISTRICT 22**

Completed Precincts 228 of 228

		<u>Percent</u>	<u>Votes</u>
DEM - PAUL FONG		76.14%	109,249
REP - BRENT T. OYA		23.86%	34,230



**STATE ASSEMBLY DISTRICT 23**

Completed Precincts 223 of 223

		<u>Percent</u>	<u>Votes</u>
DEM - JOE COTO		76.62%	81,523
REP - MARK S. PATROSSO		23.38%	24,876




**STATE ASSEMBLY DISTRICT 24**

Completed Precincts 298 of 298

		<u>Percent</u>	<u>Votes</u>
DEM - JIM BEALL, JR.		66.09%	110,793
REP - DOUG MC NEA		33.91%	56,835


**STATE ASSEMBLY DISTRICT 27**

Completed Precincts 56 of 56

		<u>Percent</u>	<u>Votes</u>
DEM - BILL MONNING		49.20%	10,644
REP - ROBERT MURRAY		38.41%	8,310
LIB - MARK HINKLE		12.38%	2,679



**STATE ASSEMBLY DISTRICT 28**

Completed Precincts 75 of 75

		<u>Percent</u>	<u>Votes</u>
DEM - ANNA CABALLERO		100.00%	23,543



**Superior Court Judge Office No. 8**

Completed Precincts 1,142 of 1,142

		<u>Percent</u>	<u>Votes</u>
DIANE RITCHIE		54.85%	275,934
LANE LIROFF		45.15%	227,150




**SANTA CLARA COUNTY Board of Education TA 1**

Completed Precincts 140 of 140

		<u>Percent</u>	<u>Votes</u>
GRACE H. MAH		71.23%	47,806
ELLEN SANTIAGO		28.77%	19,305



**SANTA CLARA COUNTY Board of Education TA 4**

Completed Precincts 166 of 166

		<u>Percent</u>	<u>Votes</u>
JOSEPH S. DI SALVO		38.30%	30,132
GARY RUMMELHOFF		30.91%	24,320
CAROL MYERS		30.79%	24,228



**SANTA CLARA COUNTY Board of Education TA 5**

Completed Precincts 166 of 166

		<u>Percent</u>	<u>Votes</u>
ANNA E. SONG		53.73%	40,886
CARMEN MONTANO		46.27%	35,216





**WEST VALLEY-MISSION CCD TA 1 ST**

Completed Precincts 276 of 276

		<u>Percent</u>	<u>Votes</u>
CHAD WALSH		65.80%	78,863
WADE ELLIS, JR.		34.20%	40,989

**WEST VALLEY-MISSION CCD TA 3**





Completed Precincts 276 of 276

		<u>Percent</u>	<u>Votes</u>
CHRIS C. CONSTANTIN		33.15%	56,845
ADRIENNE GREY		30.22%	51,816
FRANK JEWETT		29.72%	50,952
KATHI N. TRAN		6.91%	11,845

**GILROY UNIFIED SD**

Completed Precincts 41 of 41




**Percent Votes**

FRED TOVAR		27.58%	9,458
RHODA BRESS		24.25%	8,317
MARK GOOD		24.10%	8,265
JAIME ROSSO		24.08%	8,259

**MILPITAS UNIFIED SD**

Completed Precincts 36 of 36



**Percent Votes**

GWAN ALISANTOSA		44.21%	10,437
DANIEL BOBAY		31.92%	7,536
VANCE VUONG		23.87%	5,634

**SAN JOSE UNIFIED SCHOOL DISTRICT TA 1**

Completed Precincts 17 of 17





**Percent Votes**

JORGE R. GONZALEZ		69.37%	6,414
TIM (TIMOTHY) FITZGERALD		30.63%	2,832

**SANTA CLARA UNIFIED SCHOOL DISTRICT TA 2**

Completed Precincts 68 of 68

**Percent Votes**

ALBERT GONZALEZ		36.79%	17,876
DON BORDENAVE		24.85%	12,071
NOELANI SALLINGS		24.79%	12,042
ASHISH MANGLA		13.57%	6,594

**CAMPBELL UNION HIGH SCHOOL DISTRICT**

Completed Precincts 143 of 143

		<b>Percent</b>	<b>Votes</b>
DIANE T. GORDON		35.47%	36,105
RICK COSTANZO		28.02%	28,527
LIZANDRO CARRASCO		18.05%	18,369
PHILIP REYNOLDS, JR.		10.95%	11,142
DALE I. BARR		7.51%	7,649

#### EAST SIDE UNION HIGH SCHOOL DISTRICT

Completed Precincts 315 of 315

		<b>Percent</b>	<b>Votes</b>
LAN NGUYEN		33.13%	61,453
PATRICIA MARTINEZ-ROACH		32.00%	59,354
EDDIE GARCIA		24.47%	45,391
TIM TOM		10.39%	19,266

#### LOS GATOS-SARATOGA JOINT UNION HIGH SCHOOL DISTRICT

Completed Precincts 65 of 65

		<b>Percent</b>	<b>Votes</b>
ROSEMARY ROSSI		37.80%	12,647
LORRIE WERNICK		34.77%	11,633
ROBERT ZAGER		27.43%	9,178

#### MOUNTAIN VIEW-LOS ALTOS UNION HIGH SCHOOL DISTRICT

Completed Precincts 76 of 76




		<b>Percent</b>	<b>Votes</b>
SUSAN SWEELEY		43.65%	25,245
PHIL FAILLACE		32.01%	18,515
COLIN RUDOLPH		24.34%	14,076



**SAN BENITO HIGH SCHOOL DISTRICT**

Completed Precincts 1 of 1





**Percent Votes**

EVELYN E. MURO		34.55%	19
JOSEPH GARDNER		34.55%	19
RAY RODRIGUEZ		30.91%	17

**ALUM ROCK UNION SCHOOL DISTRICT**

Completed Precincts 55 of 55






**Percent Votes**

ESAU HERRERA		30.19%	8,968
DOLORES MARQUEZ		24.78%	7,362
LALO MORALES		23.37%	6,943
SANDRA C. STATION		21.65%	6,432

**BERRYESSA UNION SCHOOL DISTRICT**

Completed Precincts 62 of 62



**Percent Votes**


RICHARD CLASPILL		21.55%	7,149
KHOA NGUYEN		20.49%	6,798
DAVID J. NEIGHBORS		20.11%	6,673
RUDY NASOL		19.35%	6,421
DAVID S. HERNANDEZ		18.50%	6,140

**CAMBRIAN SCHOOL DISTRICT**

Completed Precincts 22 of 22

**Percent Votes**




DONALD ROCHA		37.47%	5,765
SUSAN PYNE		34.86%	5,363

RANDY J. SCOFIELD		27.67%	4,257
-------------------	--	--------	-------

### LAKESIDE JOINT SCHOOL DISTRICT

Completed Precincts 2 of 2




**Percent Votes**

STEVEN COX		39.55%	176
PHILIP NELSON		35.96%	160
ELISE STASSART		24.49%	109

### LUTHER BURBANK SCHOOL DISTRICT

Completed Precincts 3 of 3



**Percent Votes**

LORRAINE GARZA		44.28%	495
BLANCA DIAZ		36.85%	412
JOHN MUMY		18.87%	211

### LUTHER BURBANK SCHOOL DISTRICT ST

Completed Precincts 3 of 3



**Percent Votes**



DOREEN HASSAN		53.95%	430
PAMELA ORTIZ		46.05%	367

### NORTH COUNTY JOINT UNION SCHOOL DISTRICT

Completed Precincts 1 of 1



**Percent Votes**

FRANK O'CONNELL		38.30%	36
RENEE FAUGHT		29.79%	28

MARK M. WRIGHT		24.47%	23
CHRISTIE CABRERA		7.45%	7



**County Supervisor, Dst 2**

Completed Precincts 153 of 153

		<u>Percent</u>	<u>Votes</u>
GEORGE M. SHIRAKAWA		53.83%	40,253
RICHARD HOBBS		46.17%	34,521





**County Supervisor, Dst 3**

Completed Precincts 224 of 224

		<u>Percent</u>	<u>Votes</u>
DAVE CORTESE		54.87%	56,845
OTTO LEE		45.13%	46,751


**Member, City Council CITY OF CAMPBELL**

Completed Precincts 20 of 20

		<u>Percent</u>	<u>Votes</u>
MICHAEL F. KOTOWSKI		33.87%	6,956
JASON BAKER		28.12%	5,774
MATT WALKER		19.66%	4,037
DAVID JAMES BARCLAY, III		18.36%	3,770


**City Clerk CITY OF CAMPBELL**

Completed Precincts 20 of 20

		<u>Percent</u>	<u>Votes</u>
ANNE COYNE BYBEE		100.00%	12,069







**City Treasurer CITY OF CAMPBELL**

Completed Precincts 20 of 20

	<u>Percent</u>	<u>Votes</u>
GERALD KENNEDY	 100.00%	11,915





**Member, City Council TOWN OF LOS ALTOS HILLS**

Completed Precincts 9 of 9

	<u>Percent</u>	<u>Votes</u>
RICH LARSEN	 21.31%	2,564
JEAN (JOHN) H. MORDO	 19.88%	2,392
GINGER SUMMIT	 19.82%	2,384
JIM ABRAHAM	 13.52%	1,627
TONI C. CASEY	 13.18%	1,585
JOHN VIDOVIK	 12.29%	1,478

**Member, Town Council TOWN OF LOS GATOS**


Completed Precincts 29 of 29

	<u>Percent</u>	<u>Votes</u>
STEVE RICE	 29.79%	7,024
BARBARA SPECTOR	 29.77%	7,018
MICHAEL KANE	 20.88%	4,923
PEGGY DALLAS	 19.56%	4,612

**Mayor CITY OF MILPITAS**

Completed Precincts 33 of 33





	<u>Percent</u>	<u>Votes</u>
BOB LIVENGOOD	 63.95%	11,829

CRAIG DONNELLY  36.05% 6,669

**Member, City Council CITY OF MILPITAS**

Completed Precincts 33 of 33



**Percent Votes**

PETE "PRIMO" MCHUGH  37.44% 10,550  
 DEBBIE GIORDANO  27.16% 7,654  
 HEIDI PHAM  24.04% 6,775  
 OLA ROBERT HASSAN  11.35% 3,198

**Member, City Council CITY OF MONTE SERENO**

Completed Precincts 5 of 5

**Percent Votes**

SUSAN GARNER  51.38% 1,173  
 LANA MALLOY  48.62% 1,110

**Mayor, CITY OF MORGAN HILL**

Completed Precincts 27 of 27




**Percent Votes**

STEVE TATE  100.00% 12,665

**Member, City Council, CITY OF MORGAN HILL**


Completed Precincts 27 of 27

**Percent Votes**

LARRY CARR  37.53% 7,883  
 MARILYN LIBRERS  34.00% 7,142  
 MARK GRZAN  28.47% 5,979


**City Clerk, CITY OF MORGAN HILL**

Completed Precincts 27 of 27

	<b>Percent</b>	<b>Votes</b>
IRMA TORREZ	 100.00%	12,390










**City Treasurer, CITY OF MORGAN HILL**

Completed Precincts 27 of 27

	<b>Percent</b>	<b>Votes</b>
MICHAEL J. ROORDA	 100.00%	11,864



**Member, City Council CITY OF MOUNTAIN VIEW**

Completed Precincts 43 of 43

	<b>Percent</b>	<b>Votes</b>
LAURA MACIAS	 17.72%	13,764
TOM MEANS	 15.22%	11,826
MIKE KASPERZAK	 13.79%	10,717
JOHN INKS	 13.62%	10,583
JOHN R. MCALISTER	 10.21%	7,932
CHRIS CLARK	 9.79%	7,604
ALICIA CRANK	 8.29%	6,443
TRACY GORDON	 5.93%	4,608
DIANA WANG	 5.43%	4,219



**Member, City Council, CITY OF SAN JOSE, Dist 2**

Completed Precincts 54 of 54

	<b>Percent</b>	<b>Votes</b>
ASH KALRA	 54.43%	15,639
JACQUELYN "JACKIE" ADAMS	 45.57%	13,095




**Member, City Council, CITY OF SAN JOSE, Dist 8**

Completed Precincts 68 of 68

		<u>Percent</u>	<u>Votes</u>
ROSE HERRERA		51.88%	17,383
PAT WAITE		48.12%	16,125

**Member, City Council, CITY OF SANTA CLARA Seat 3**

Completed Precincts 54 of 54

		<u>Percent</u>	<u>Votes</u>
WILL KENNEDY		57.88%	17,941
MARY EMERSON		27.75%	8,603
MARIO BOUZA		14.37%	4,453



**Member, City Council CITY OF SANTA CLARA Seat 4**

Completed Precincts 54 of 54

		<u>Percent</u>	<u>Votes</u>
KEVIN MOORE		100.00%	26,021

**Member, City Council CITY OF SANTA CLARA Seat 6**



Completed Precincts 54 of 54

		<u>Percent</u>	<u>Votes</u>
JAMIE L. MATTHEWS		63.28%	19,177
BRIAN P. LOWERY		36.72%	11,127

**Member, City Council CITY OF SANTA CLARA Seat 7**


Completed Precincts 54 of 54

		<u>Percent</u>	<u>Votes</u>
JAMIE MCLEOD		59.53%	18,278

CHUCK BLAIR		26.98%	8,283
CIARAN GERARD O'DONNELL		13.49%	4,141

**City Clerk, CITY OF SANTA CLARA**

Completed Precincts 54 of 54

		<u>Percent</u>	<u>Votes</u>
ROD DIRIDON, JR.		100.00%	27,293





**Chief Of Police, CITY OF SANTA CLARA**

Completed Precincts 54 of 54

		<u>Percent</u>	<u>Votes</u>
STEVE LODGE		100.00%	27,824



**Member, City Council CITY OF SARATOGA**

Completed Precincts 25 of 25

		<u>Percent</u>	<u>Votes</u>
HOWARD MILLER		31.08%	8,029
SUSIE V. NAGPAL		28.05%	7,247
AILEEN KAO		23.05%	5,954
EMILY LO		17.82%	4,605

**SANTA CLARA COUNTY Open Space Authority Dist 1**

Completed Precincts 190 of 190

		<u>Percent</u>	<u>Votes</u>
ALEX KENNETT		73.48%	44,471
SHANNA BOIGON		26.52%	16,047

**SANTA CLARA COUNTY Open Space Authority Dst 7 ST**

Completed Precincts 102 of 102



		<u>Percent</u>	<u>Votes</u>
KALVIN GILL		68.91%	30,942



CY MANN  31.09% 13,958



### Proposition 1A

Completed Precincts 1,142 of 1,142

		<u>Percent</u>	<u>Votes</u>
YES		60.36%	364,056
NO		39.64%	239,071



### Proposition 2

Completed Precincts 1,142 of 1,142

		<u>Percent</u>	<u>Votes</u>
YES		66.32%	416,785
NO		33.68%	211,658



### Proposition 3

Completed Precincts 1,142 of 1,142

		<u>Percent</u>	<u>Votes</u>
YES		60.28%	370,502
NO		39.72%	244,132



### Proposition 4

Completed Precincts 1,142 of 1,142

		<u>Percent</u>	<u>Votes</u>
NO		56.80%	358,263
YES		43.20%	272,479



### Proposition 5

Completed Precincts 1,142 of 1,142

		<u>Percent</u>	<u>Votes</u>
NO		56.96%	352,011
YES		43.04%	265,933



**Proposition 6**

Completed Precincts 1,142 of 1,142

		<u>Percent</u>	<u>Votes</u>
NO		70.27%	428,091
YES		29.73%	181,146



**Proposition 7**

Completed Precincts 1,142 of 1,142

		<u>Percent</u>	<u>Votes</u>
NO		63.98%	399,452
YES		36.02%	224,893



**Proposition 8**

Completed Precincts 1,142 of 1,142

		<u>Percent</u>	<u>Votes</u>
NO		55.75%	367,053
YES		44.25%	291,347



**Proposition 9**

Completed Precincts 1,142 of 1,142

		<u>Percent</u>	<u>Votes</u>
YES		52.31%	318,186
NO		47.69%	290,104



**Proposition 10**

Completed Precincts 1,142 of 1,142

		<u>Percent</u>	<u>Votes</u>
NO		57.99%	358,944
YES		42.01%	260,017



**Proposition 11**

Completed Precincts 1,142 of 1,142

		<u>Percent</u>	<u>Votes</u>
YES		53.16%	312,354
NO		46.84%	275,271



**Proposition 12**

Completed Precincts 1,142 of 1,142

		<u>Percent</u>	<u>Votes</u>
YES		61.98%	368,378
NO		38.02%	226,017



**Measure A, Santa Clara County Seismic Safety**

Completed Precincts 1,142 of 1,142

		<u>Percent</u>	<u>Votes</u>
BONDS YES		78.12%	475,882
BONDS NO		21.88%	133,272



**Measure B, Santa Clara County V.T.A.**

Completed Precincts 1,142 of 1,142

		<u>Percent</u>	<u>Votes</u>
YES		66.78%	414,328
NO		33.22%	206,103

**Measure C, Santa Clara County V.T.A.**

Completed Precincts 1,142 of 1,142

		<u>Percent</u>	<u>Votes</u>
YES		69.73%	376,993
NO		30.27%	163,649

**Measure D, Santa Clara County V.T.A.**

Completed Precincts 1,142 of 1,142

		<b>Percent</b>	<b>Votes</b>
YES		63.94%	337,182
NO		36.06%	190,181

**Measure E, City of Gilroy**

Completed Precincts 24 of 24

		<b>Percent</b>	<b>Votes</b>
YES		65.80%	9,007
NO		34.20%	4,682

**Measure F, City of Gilroy**

Completed Precincts 24 of 24

		<b>Percent</b>	<b>Votes</b>
YES		69.09%	10,029
NO		30.91%	4,487

**Measure G, City of Morgan Hill**

Completed Precincts 27 of 27

		<b>Percent</b>	<b>Votes</b>
NO		64.78%	9,384
YES		35.22%	5,103

**Measure H, City of Morgan Hill**

Completed Precincts 27 of 27

		<b>Percent</b>	<b>Votes</b>
NO		50.04%	6,919
YES		49.96%	6,909

**Measure J, City of San Jose**

Completed Precincts 542 of 542

		<u>Percent</u>	<u>Votes</u>
YES		77.69%	217,976
NO		22.31%	62,598

<b>Measure K, City of San Jose</b>			
<u>Completed Precincts 542 of 542</u>			
		<u>Percent</u>	<u>Votes</u>
YES		79.55%	220,146
NO		20.45%	56,592

<b>Measure L, City of San Jose</b>			
<u>Completed Precincts 542 of 542</u>			
		<u>Percent</u>	<u>Votes</u>
YES		64.53%	177,607
NO		35.47%	97,634

<b>Measure M, City of San Jose</b>			
<u>Completed Precincts 542 of 542</u>			
		<u>Percent</u>	<u>Votes</u>
YES		72.60%	198,999
NO		27.40%	75,093

<b>Measure N, City of Palo Alto</b>			
<u>Completed Precincts 57 of 57</u>			
		<u>Percent</u>	<u>Votes</u>
YES		69.36%	21,894
NO		30.64%	9,672

<b>Measure O, City of Campbell</b>			
<u>Completed Precincts 20 of 20</u>			

		<u>Percent</u>	<u>Votes</u>
YES		70.54%	10,657
NO		29.46%	4,451


<b>Measure P, Gilroy Unified SD</b>			
<u>Completed Precincts 41 of 41</u>			
		<u>Percent</u>	<u>Votes</u>
BONDS YES		67.58%	11,989
BONDS NO		32.42%	5,752

<b>Measure R, Campbell Union HSD</b>			
<u>Completed Precincts 143 of 143</u>			
		<u>Percent</u>	<u>Votes</u>
YES		79.43%	62,903
NO		20.57%	16,287

<b>Measure S, Oak Grove SD</b>			
<u>Completed Precincts 63 of 63</u>			
		<u>Percent</u>	<u>Votes</u>
BONDS YES		74.96%	25,589
BONDS NO		25.04%	8,550

<b>Measure T, Evergreen SD</b>			
<u>Completed Precincts 64 of 64</u>			
		<u>Percent</u>	<u>Votes</u>
YES		73.85%	24,238
NO		26.15%	8,581

<b>Measure U, Franklin-McKinley SD</b>			
<u>Completed Precincts 42 of 42</u>			
		<u>Percent</u>	<u>Votes</u>
YES		73.60%	13,965


NO  26.40% 5,008

**Measure W, Berryessa Union SD**

Completed Precincts 62 of 62

**Percent Votes**

YES  72.52% 18,074

NO  27.48% 6,848