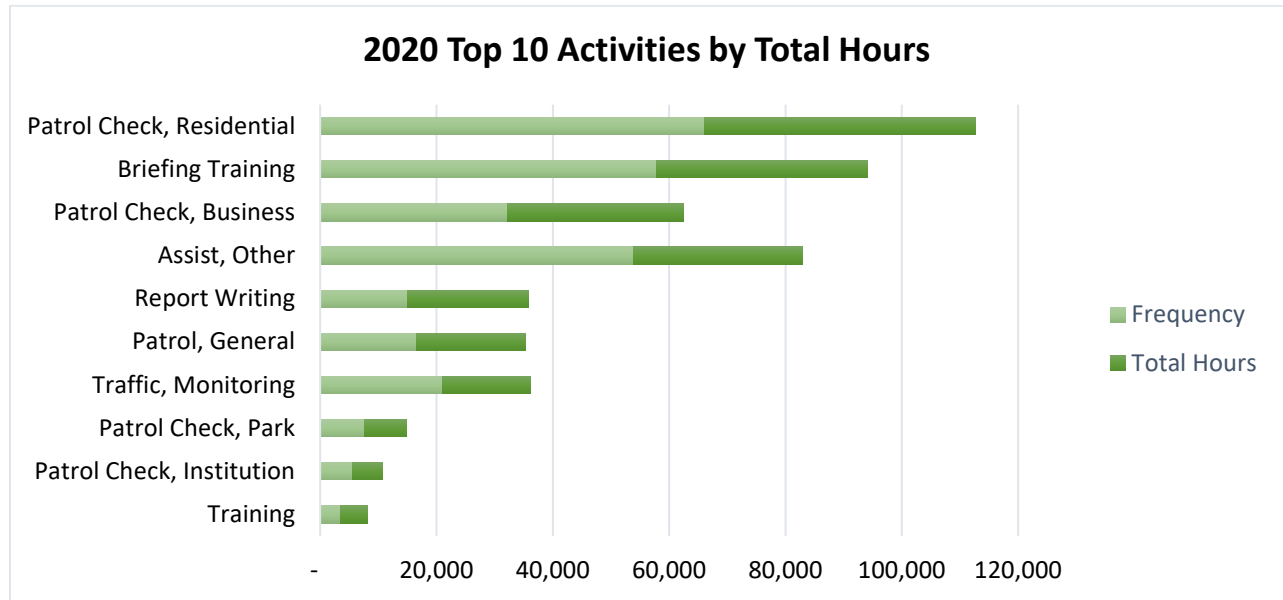




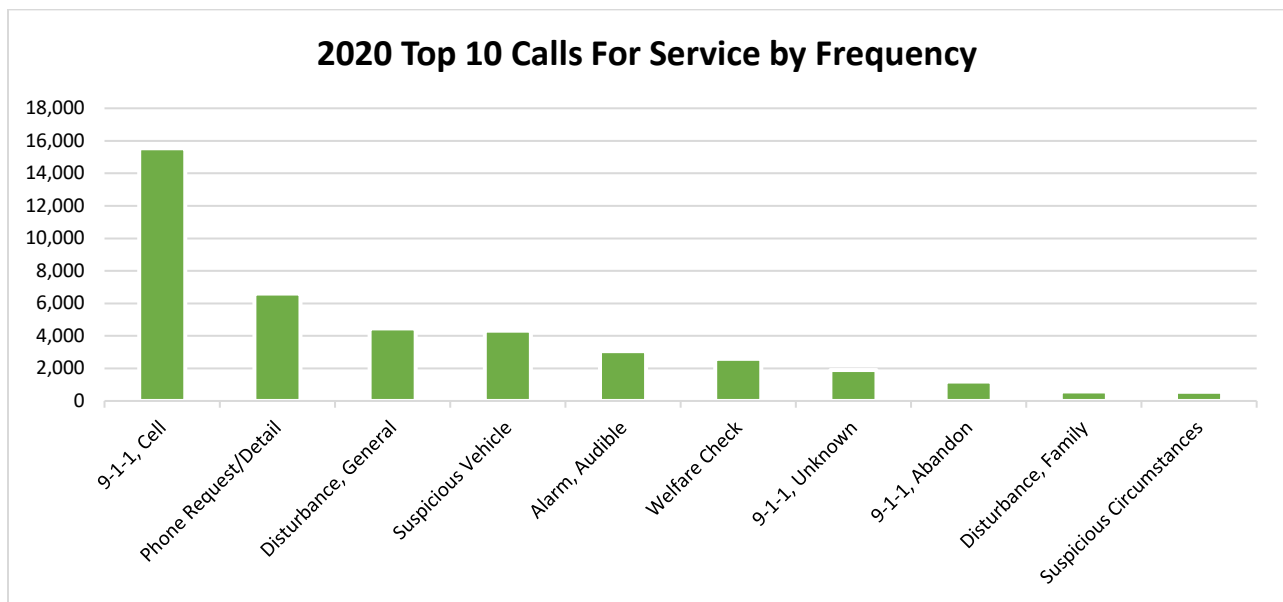
# Santa Clara County Sheriff's Office

## 2020 Enforcement Bureau Annual Activity Summary

This report is a high-level overview of the annual activity for the Sheriff's Office countywide. The report highlights the most frequent, by count and hours, activities and calls for service that Sheriff Deputies respond to and initiate calculated over a calendar year. The report is only a snapshot and does not capture details, nor does it represent all the community engagement and services the Sheriff's Office provides our community.



Based on deputy activity reports for the timeframe. Frequency is calculated based on the count of a specific activity type. Total hours are calculated based on the start and end time of the activity to factor the elapsed time or total time spent on the activity. All times and counts are estimated and rounded for reporting and analytical purposes.

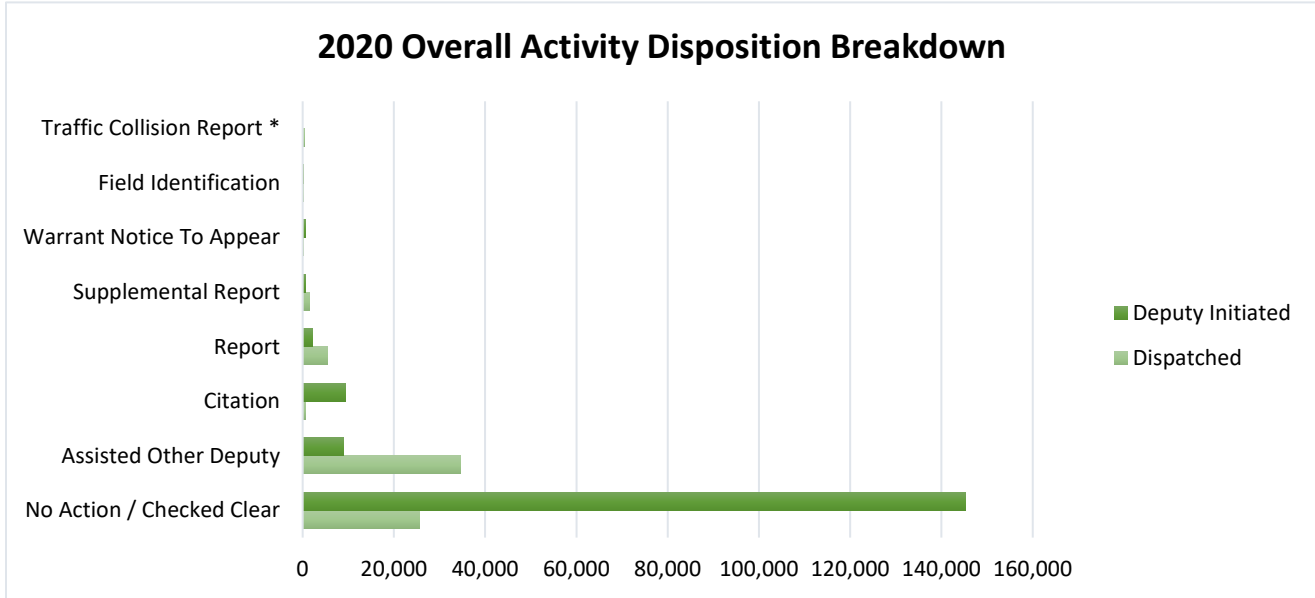


Based on Computer Aided Dispatch (CAD) data for the timeframe and focused on calls for service, opposed to self-initiated events. Counts are calculated based total events and may include duplicates calls for service. Not all calls for service are generated from a 9-1-1 call and medical and fire emergencies calls have been omitted.



# Santa Clara County Sheriff's Office

## 2020 Enforcement Bureau Annual Activity Summary



Based on deputy activity reports for the timeframe. Deputy initiated activity include activity initiated proactively by the deputy, including patrol checks, vehicle stops, and other community engagement. Dispatched activity includes dispatched calls for service or requests from other deputies to assist (i.e., radio driven activity). Traffic Collisions are the responsibility of the California Highway Patrol in the unincorporated portions of the County. Sheriff's Office deputies investigate traffic collisions in contract cities.

### 2020 Uniform Crime Report (UCR) Part 1 Offenses Crime Breakdown

	Cupertino	Saratoga	Los Altos Hills	Transit	Unincorporated
Homicide	0	1	0	0	1
Rape	9	2	2	3	46
Robbery	26	2	2	30	26
Assault - Aggravated	34	13	2	44	250
Assault - Simple	114	41	6	140	1086
Burglary Commercial	100	13	2	4	87
Burglary Residential	96	54	31	0	101
Grand Theft	220	48	7	15	328
Petty Theft	361	76	17	44	526
Auto Theft	53	25	2	22	254
<b>Total Felonies</b>	<b>538</b>	<b>158</b>	<b>48</b>	<b>118</b>	<b>1093</b>
<b>Total Misdemeanors</b>	<b>475</b>	<b>117</b>	<b>23</b>	<b>184</b>	<b>1612</b>

The UCR Program includes data from more than 18,000 city, university and college, county, state, tribal, and federal law enforcement agencies. Agencies throughout the country participate in the FBI UCR Program and provide monthly summarized reports on ten Part I offenses known to law enforcement and reports on persons arrested. The Part I offenses, murder, rape, robbery, aggravated assault, human trafficking—commercial sex acts, human trafficking—involuntary servitude, burglary, motor vehicle theft, larceny-theft, and arson, are considered indicators of the level of crime occurring within the United States. UCR only reports the ten Part I offense types and does not include all crimes or offenses reported to the Sheriff's Office within the timeframe.