



COUNTY OF SANTA CLARA  
**Behavioral Health Services**

**BHSD 3519 BED DAYS FOR RES AND WM PCNX**

REV. 10/10/24

# REVISIONS

Date	Slides	Revisions

## BHSD 3519 BED DAYS FOR RES AND WM PCNX

### Report Description:

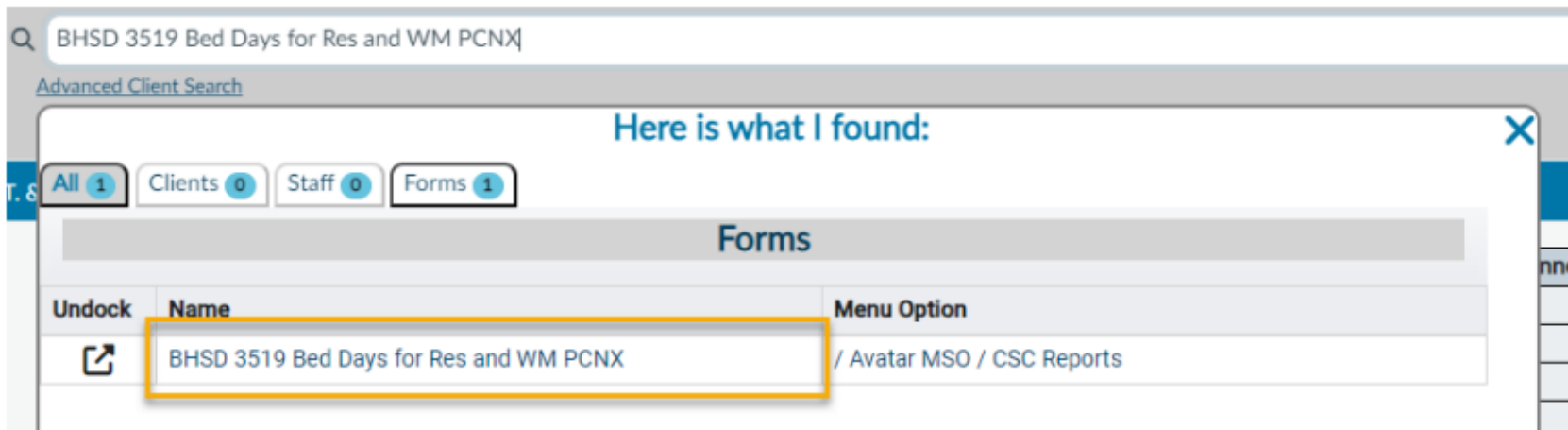
This report provides the SUTS Residential length of stay (LOS) and Withdrawal Management (WM) services information for clients in CCP (County Contracted Provider) Residential Programs - for a given input Admission Date Range. It also includes information on Clients who were admitted to one of the Residential Admission Programs, but no services were recorded in myAvatar.

This Report is used for the following purposes:

- a) SUTS QI staff, County and CCP Program Managers and/or other CCP staff use this report to check if all the SUTS Residential and WM services provided to clients are recorded under the correct Guarantors (Payors).
- b) SUTS QI staff use this report to monitor the ALOC authorization for all the services for residential clients listed on this report.
- c) SUTS QI staff or County Program Managers to follow-up with the CCP on those clients on this report for whom no services are recorded in myAvatar

# HOW TO ACCESS

After login click on Search, type and select **BHSD 3519 Bed Days for Residential and WM.**



The below screen will appear after selecting the **BHSD 3519 Bed Days for Residential and WM form.**

The screenshot displays a web-based form titled "BHSD 3519 BED DAYS FOR RES AND WM PCNX". At the top right, there are three buttons: "Process", "Discard", and "Add to". On the left side, there is a sidebar with the text "BHSD 3519 Bed Days for Res and WM PCNX". The main form area contains several input fields:

- Admission Start Date \***: A date input field with a calendar icon, followed by "T" and "Y" buttons and a dropdown arrow.
- Contracting Provider \***: A text input field with a search icon.
- Admission End Date \***: A date input field with a calendar icon, followed by "T" and "Y" buttons and a dropdown arrow.
- Program \***: A dropdown menu with "Select" as the current option and a close icon.

Enter the **(1) Admission Start Date** and **(2) Admission End Date**. Enter the **(3) Contracting Provider** then **(4) the Program**. Lastly, select **(5) Process**.

The screenshot shows a web form titled "BHSD 3519 BED DAYS FOR RES AND WM PCNX". The form has a header bar with "Process", "Discard", and "Add to" buttons. Below the header, there are four main input fields: "Admission Start Date", "Admission End Date", "Contracting Provider", and "Program". Each field has a calendar icon and "T" and "Y" buttons. The "Program" field is a dropdown menu with "Select" as the current value. A sidebar on the left contains the text "BHSD 3519 Bed Days for Res and WM PCNX". Five yellow arrows with numbers 1 through 5 point to the following elements: 1 points to the "Admission Start Date" field, 2 points to the "Admission End Date" field, 3 points to the "Contracting Provider" field, 4 points to the "Program" dropdown, and 5 points to the "Process" button in the top right.

The below crystal report will appear. The report will generate Patient Name, Client ID, EP#, Admit Date, Discharge Date, LOS, LOS by Interval, Services from, Services to, Services, Services Interval and Cost within the selected date range.

### BHSD 3519 Bed Days for Residential and WM (SUTS)

Admissions from 7/1/2023 to 3/6/2024

ySUTS

ySUTS

#### CCP SUTS Medi-Cal

Patient Name	Client ID	EP#	Admit Date	Discharge Date	LOS	LOS by Interval	Services from	Services to	Services	Services, Interval	Cost
NULL, NULL	00000	4	1/23/24		43	43	01/23/2024	01/30/2024	8	8	\$1
NULL, NULL	00000	11	2/16/24	2/22/24	6	6	02/16/2024	02/18/2024	3	3	\$1
NULL, NULL	00000	6	1/31/24	2/5/24	5	5	02/01/2024	02/04/2024	4	4	\$1
NULL, NULL	00000	8	2/3/24	2/6/24	3	3	02/03/2024	02/05/2024	3	3	\$1
NULL, NULL	00000	5	1/23/24	2/1/24	9	9	01/23/2024	01/30/2024	8	8	\$1

**CCP SUTS Medi-Cal      Clients: 5      Admissions: 5      LOS: 66      LOS, Interval: 66      Bed Days: 26      Bed Days, Interval: 26**

#### County of Santa Clara CSC/CCP

Patient Name	Client ID	EP#	Admit Date	Discharge Date	LOS	LOS by Interval	Services from	Services to	Services	Services, Interval	Cost
NULL, NULL	00000	3	2/13/24	2/20/24	7	7	02/13/2024	02/18/2024	6	6	\$1
NULL, NULL	00000	4	2/6/24	2/12/24	6	6	02/06/2024	02/11/2024	6	6	\$1

**County of Santa Clara CSC/CCP      Clients: 2      Admissions: 2      LOS: 13      LOS, Interval: 13      Bed Days: 12      Bed Days, Interval: 12**

**ySUTS      Clients: 7      Admissions: 7      LOS: 79      LOS, Interval: 79      Bed Days: 38      Bed Days, Interval: 38**

(1) Clients are separated by the type of Guarantor. (2) LOS is the length of stay. (3) LOS by Interval is the LOS within the date parameters. (4) Services is the total number of services. (5) Services Interval is the number of services within the date parameters. (6) Clients is an unduplicated count. (7) Admissions is a duplicated count.

### BHSD 3519 Bed Days for Residential and WM (SUTS)

Admissions from 7/1/2023 to 3/6/2024

ySUTS: [Redacted]

ySUTS: [Redacted]

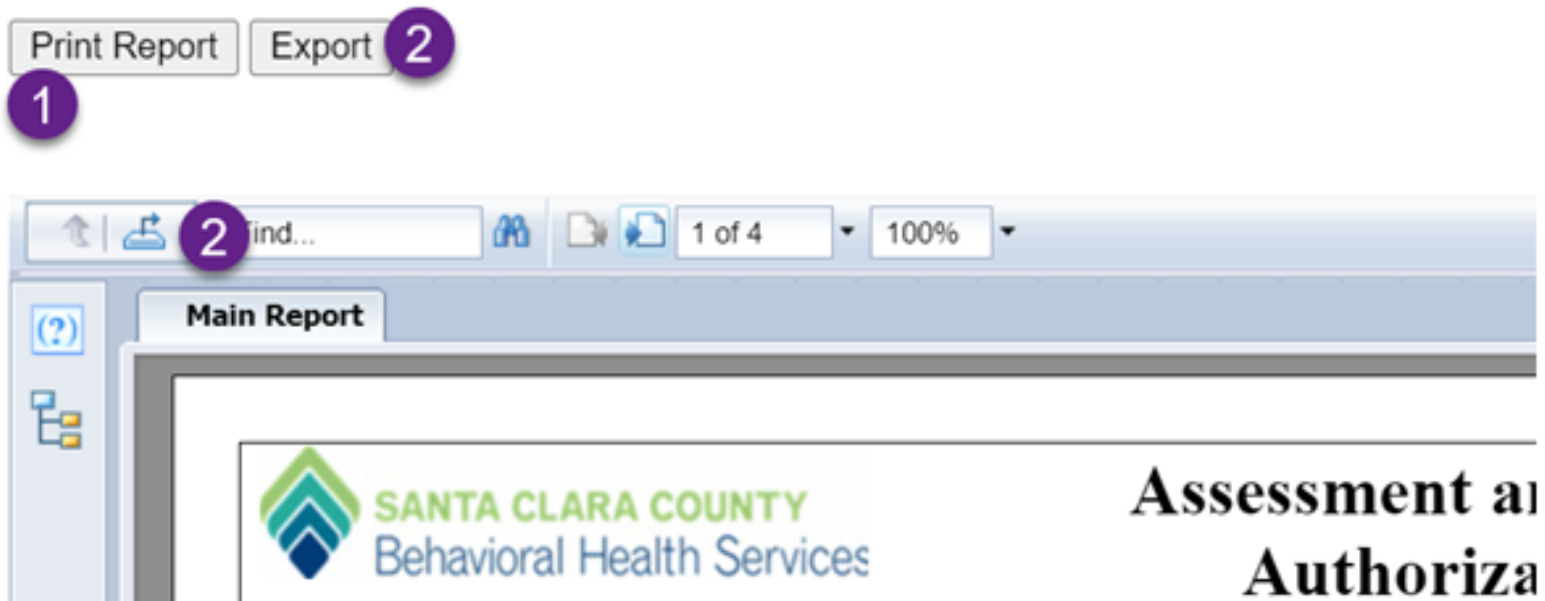
CCP SUTS Medi-Cal <sup>1</sup>												
Patient Name	Client ID	EP#	Admit Date	Discharge Date	LOS <sup>2</sup>	LOS by Interval	Services from	Services to	Services <sup>4</sup>	Services, Interval	Cost	
NULL, NULL	00000	4	1/23/24		43	43	01/23/2024	01/30/2024	8	8	\$1	
NULL, NULL	00000	11	2/16/24	2/22/24	6	6	02/16/2024	02/18/2024	3	3	\$1	
NULL, NULL	00000	6	1/31/24	2/5/24	5	5	02/01/2024	02/04/2024	4	4	\$1	
NULL, NULL	00000	8	2/3/24	2/6/24	3	3	02/03/2024	02/05/2024	3	3	\$1	
NULL, NULL	00000	5	1/23/24	2/1/24	9	9	01/23/2024	01/30/2024	8	8	\$1	
<b>CCP SUTS Medi-Cal</b>	<b>Clients: 5</b>	<b>Admissions: 5</b>	<b>LOS: 66</b>	<b>LOS, Interval: 66</b>	<b>Bed Days: 26</b>	<b>Bed Days, Interval: 26</b>						


County of Santa Clara CSC/CCP <sup>1</sup>												
Patient Name	Client ID	EP#	Admit Date	Discharge Date	LOS <sup>3</sup>	LOS by Interval	Services from	Services to	Services <sup>5</sup>	Services, Interval	Cost	
NULL, NULL	00000	3	2/13/24	2/20/24	7	7	02/13/2024	02/18/2024	6	6	\$1	
NULL, NULL	00000	4	2/6/24	2/12/24	6	6	02/06/2024	02/11/2024	6	6	\$1	
<b>County of Santa Clara CSC/CCP</b>	<b>Clients: 2</b>	<b>Admissions: 2</b>	<b>LOS: 13</b>	<b>LOS, Interval: 13</b>	<b>Bed Days: 12</b>	<b>Bed Days, Interval: 12</b>						
<b>ySUTS [Redacted]</b>	<b>Clients: 7 <sup>6</sup></b>	<b>Admissions: 7 <sup>7</sup></b>	<b>LOS: 79</b>	<b>LOS, Interval: 79</b>	<b>Bed Days: 38</b>	<b>Bed Days, Interval: 38</b>						
<b>ADULT WM</b>												



## HOW TO PRINT/EXPORT REPORT

The report will have opened in a new window; you can **(1)** Print to PDF or **(2)** Export it to a different format.





# Comments & Questions