

# Post Release Community Supervision Fact Sheet

Public Safety Realignment (AB109) established a population of Post Release Community Supervision (PRCS) offenders. PRCS offenders are supervised by county probation departments upon their release from state prison. Prior to AB109, PRCS offenders were supervised by state parole.



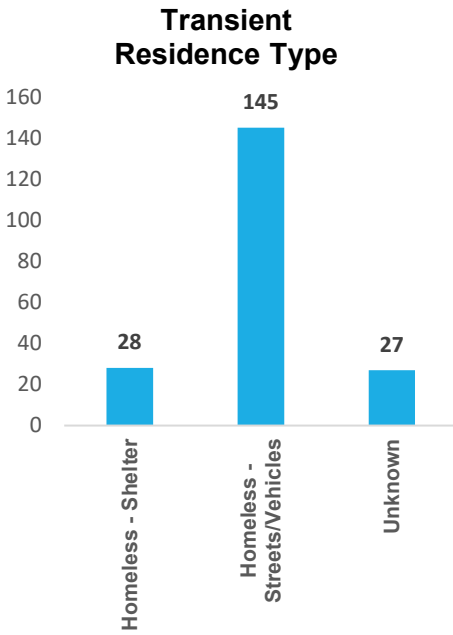
**Individuals Under Supervision: 820**

(Clients on Bench Warrant are excluded from this report)

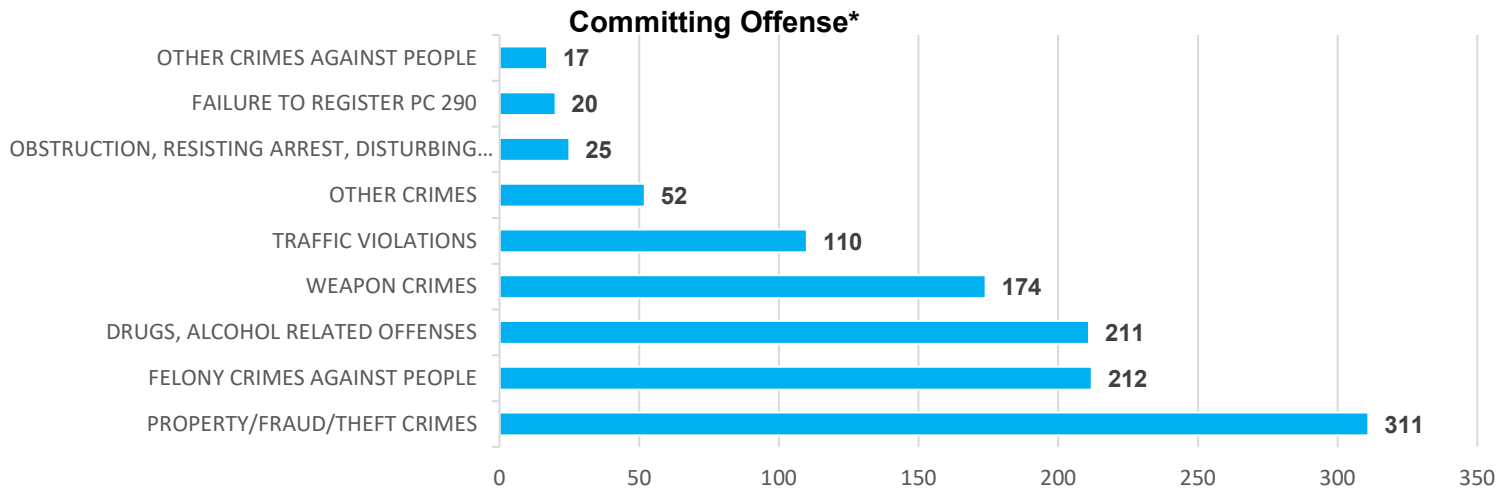
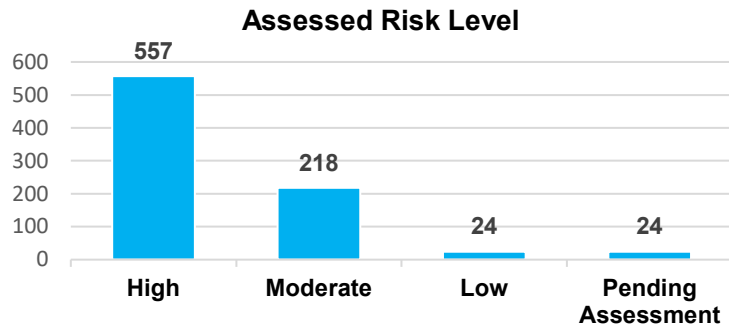
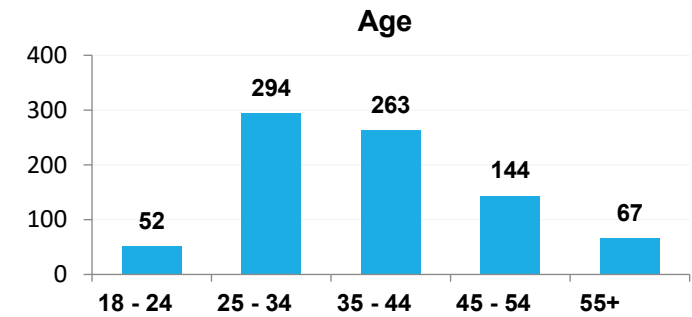


PC290 Registrants: 44

City	# of Clients
Alviso	1
Campbell	2
Cupertino	3
Gilroy	31
In Custody	130
INS Custody	2
INS Deported	5
Los Gatos	7
Milpitas	12
Morgan Hill	8
Mountain View	4
Out of County	37
Palo Alto	1
San Jose	311
San Martin	1
Santa Clara	14
Saratoga	1
Sunnyvale	17
Transient	201
Unknown	32
<b>Total</b>	<b>820</b>



Ethnicity	Male	Female	#	%
AMERICAN INDIAN	2	0	2	0%
ASIAN INDIAN	3	0	3	0%
BLACK	96	6	102	12%
CAUCASIAN	149	12	161	20%
FILIPINO	10	1	11	1%
HISPANIC	453	29	482	59%
OTHER	15	1	16	2%
OTHER ASIAN	14	4	18	2%
PACIFIC ISLANDER	3	1	4	0%
UNKNOWN	0	0	0	0%
VIETNAMESE	20	1	21	3%
<b>TOTAL</b>	<b>765</b>	<b>55</b>	<b>820</b>	<b>100%</b>



\* If a client has two Drug related and three Property crimes as committing offenses, he /she will be counted once under Drugs, Alcohol Related Offenses and once under Property Crimes.

# Mandatory Supervision Fact Sheet

Public Safety Realignment (AB109) established a population of Mandatory Supervision (MS) offenders. MS offenders receive a "split" sentence, meaning a portion of their time is completed in local custody, with the remaining balance spent in the community under probation supervision.



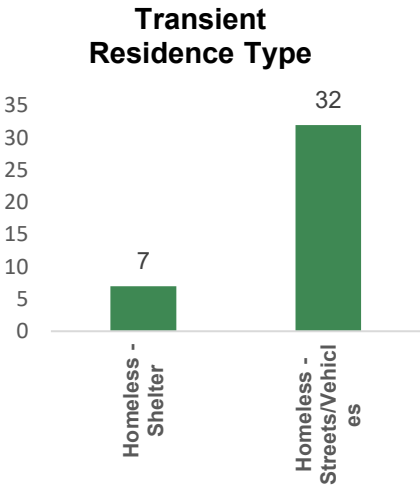
**Individuals Under Supervision: 227**

(Clients on Bench Warrant are excluded from this report)

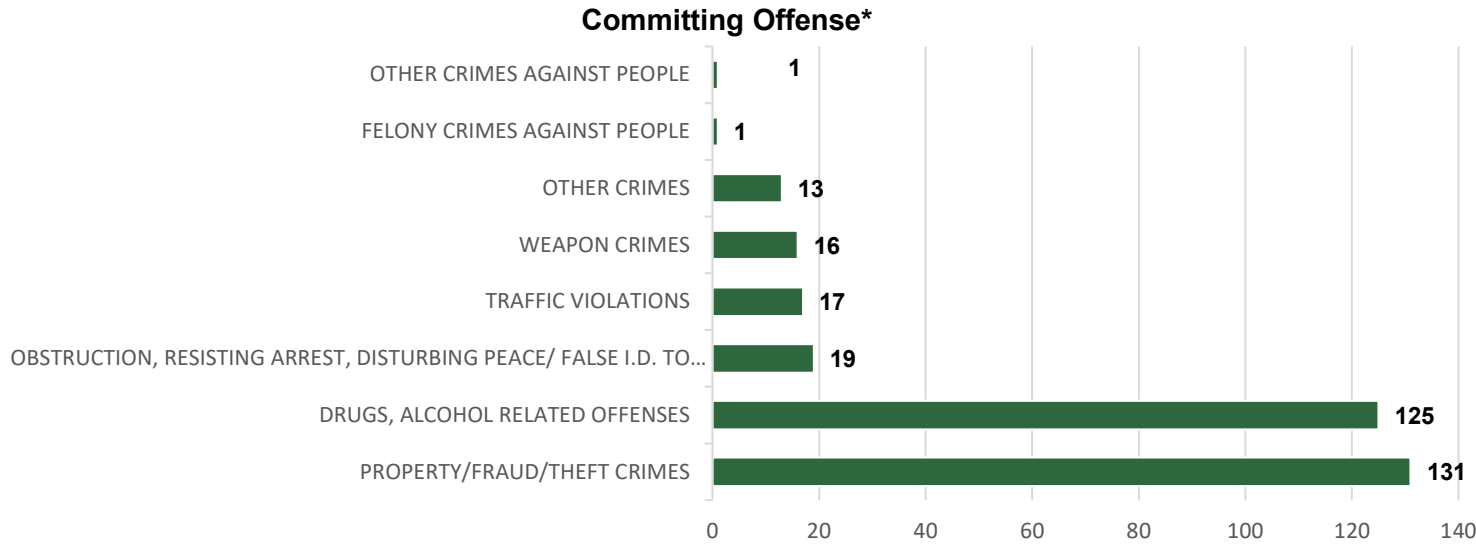
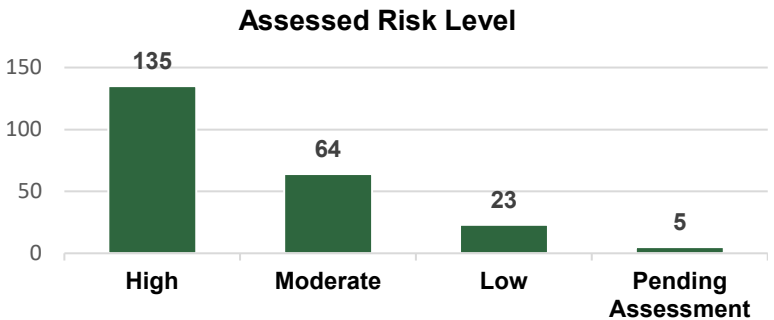
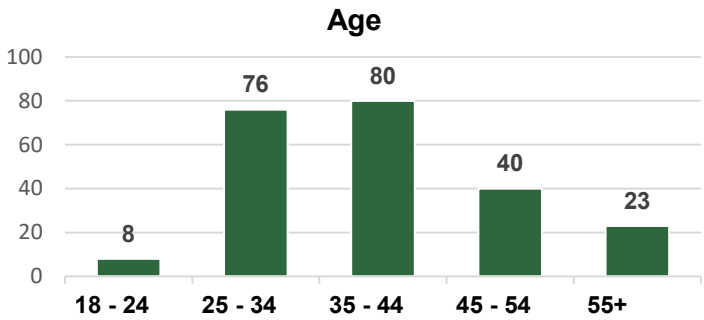


PC290 Registrants: 1

City	# of Clients
Campbell	4
Cupertino	1
Gilroy	4
In Custody	17
Milpitas	7
Morgan Hill	2
Mountain View	1
Out of County	32
San Jose	98
San Martin	1
Santa Clara	7
Sunnyvale	4
Transient	39
Unknown	10
<b>Total</b>	<b>227</b>



Ethnicity	Male	Female	#	%
ASIAN INDIAN	1	0	1	0%
BLACK	22	7	29	13%
CAUCASIAN	41	20	61	27%
FILIPINO	5	1	6	3%
HISPANIC	87	19	106	47%
JAPANESE	1	0	1	0%
KOREAN	1	0	1	0%
OTHER	5	1	6	3%
OTHER ASIAN	9	1	10	4%
PACIFIC ISLANDER	0	1	1	0%
Unknown	1	0	1	0%
VIETNAMESE	4	0	4	2%
<b>Total</b>	<b>177</b>	<b>50</b>	<b>227</b>	<b>100%</b>



\* If a client has two Drug related and three Property crimes as committing offenses, he /she will be counted once under Drugs, Alcohol Related Offenses and once under Property Crimes.