

Post Release Community Supervision Fact Sheet

Public Safety Realignment (AB109) established a population of Post Release Community Supervision (PRCS) offenders. PRCS offenders are supervised by county probation departments upon their release from state prison. Prior to AB109, PRCS offenders were supervised by state parole.

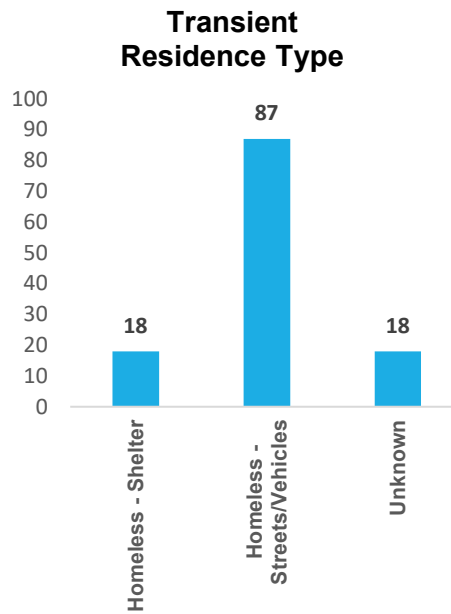


Individuals Under Supervision: 601
(Clients on Bench Warrant are excluded from this report)

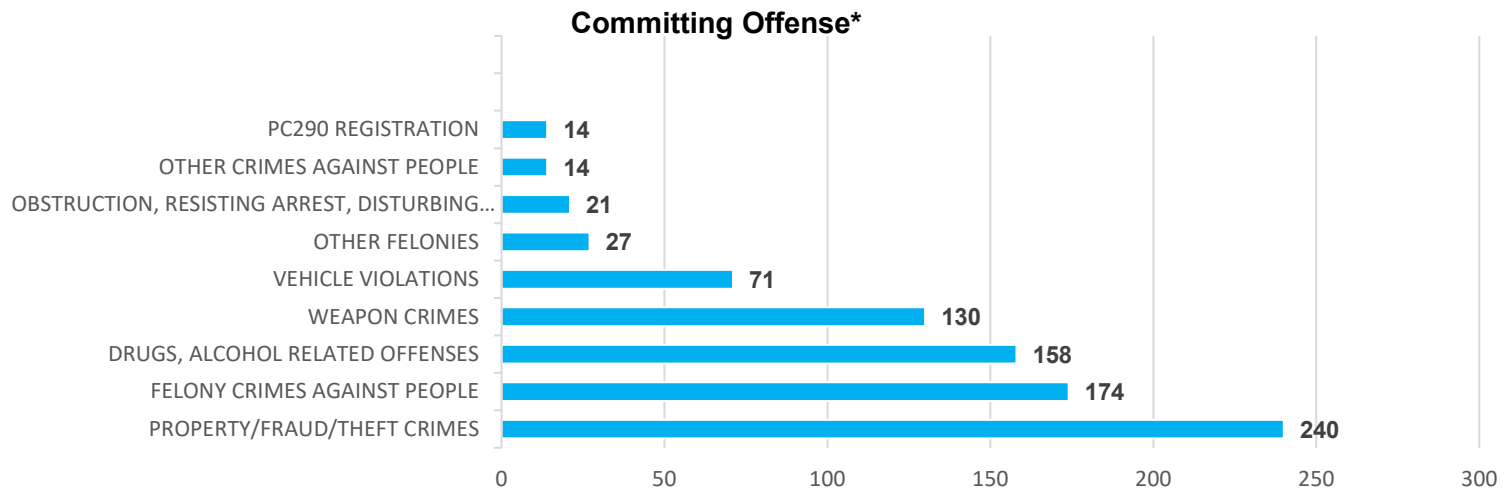
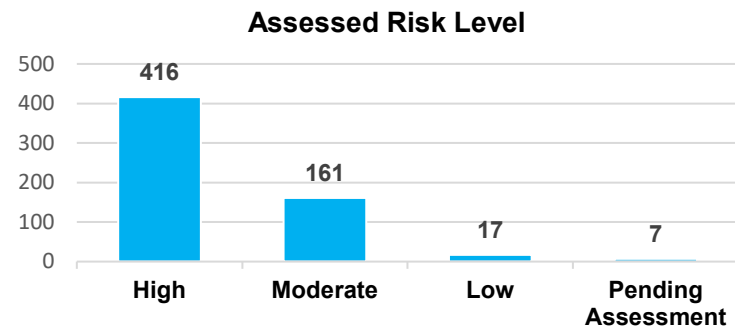
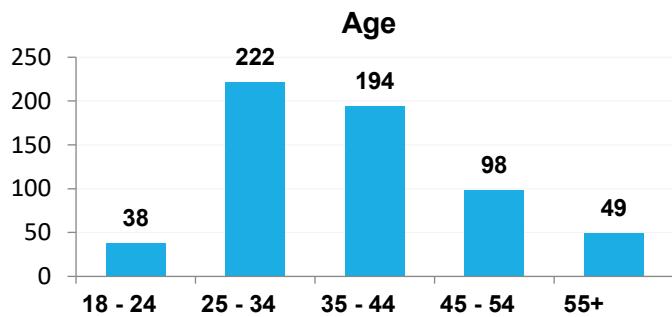


PC290 Registrants: 32

City	# of Clients
Alviso	1
Campbell	6
Cupertino	1
Gilroy	19
In Custody	163
INS Deported	4
Los Gatos	2
Milpitas	5
Morgan Hill	9
Mountain View	1
Out of County	24
San Jose	194
San Martin	1
Santa Clara	8
Saratoga	1
Sunnyvale	13
Transient	123
Unknown	26
Total	601



Ethnicity	Male	Female	#	%
AMERICAN INDIAN	1		1	0%
ASIAN INDIAN	2		2	0%
BLACK	65	4	69	11%
CAMBODIAN	1		1	0%
CAUCASIAN	93	6	99	16%
FILIPINO	5	1	6	1%
HISPANIC	353	24	377	63%
OTHER	10	1	11	2%
OTHER ASIAN	13	3	16	3%
PACIFIC ISLANDER	1		1	0%
SAMOAN	1		1	0%
VIETNAMESE	17			
TOTAL	562	39	601	100%



* If a client has two Drug related and three Property crimes as committing offenses, he /she will be counted once under Drugs, Alcohol Related Offenses and once under Property Crimes.

Mandatory Supervision Fact Sheet

Public Safety Realignment (AB109) established a population of Mandatory Supervision (MS) offenders. MS offenders receive a "split" sentence, meaning a portion of their time is completed in local custody, with the remaining balance spent in the community under probation supervision.



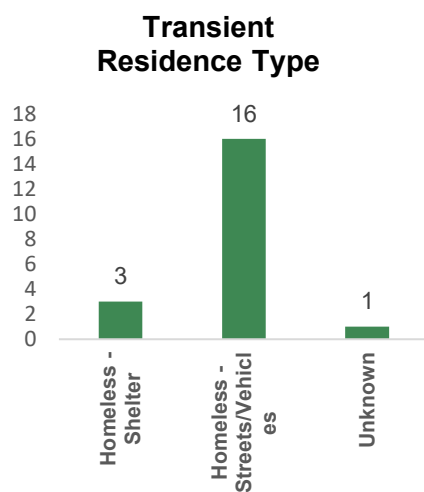
Individuals Under Supervision: 172

(Clients on Bench Warrant are excluded from this report)



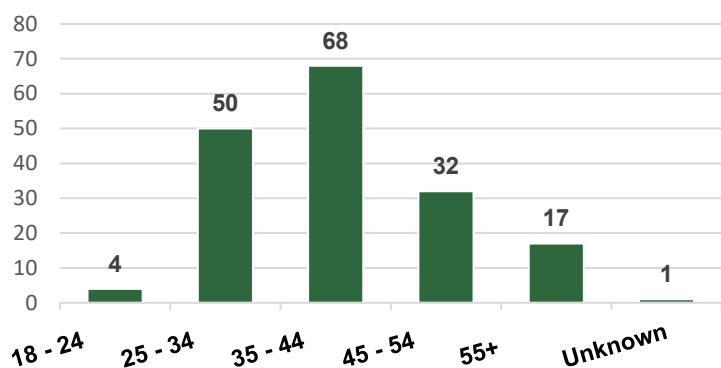
PC290 Registrants: 0

City	# of Clients
Campbell	3
Gilroy	4
In Custody	21
Milpitas	6
Morgan Hill	2
Mountain View	1
Out of County	12
San Jose	87
San Martin	2
Santa Clara	5
Sunnyvale	1
Transient	20
Unknown	8
Total	172

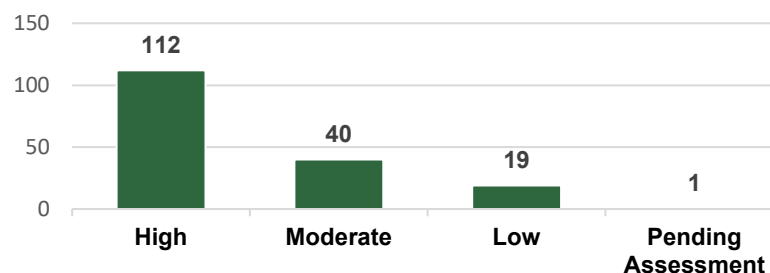


Ethnicity	Male	Female	#	%
AMERICAN INDIAN	1		1	1%
ASIAN INDIAN	1		1	1%
BLACK	16	4	20	12%
CAUCASIAN	33	17	50	29%
FILIPINO	2	1	3	2%
HISPANIC	66	12	78	45%
JAPANESE	1		1	1%
OTHER	3		3	2%
OTHER ASIAN	8	1	9	5%
PACIFIC ISLANDER	1	1	2	1%
Unknown	2		2	1%
VIETNAMESE	2		2	1%
Total	136	36	172	100%

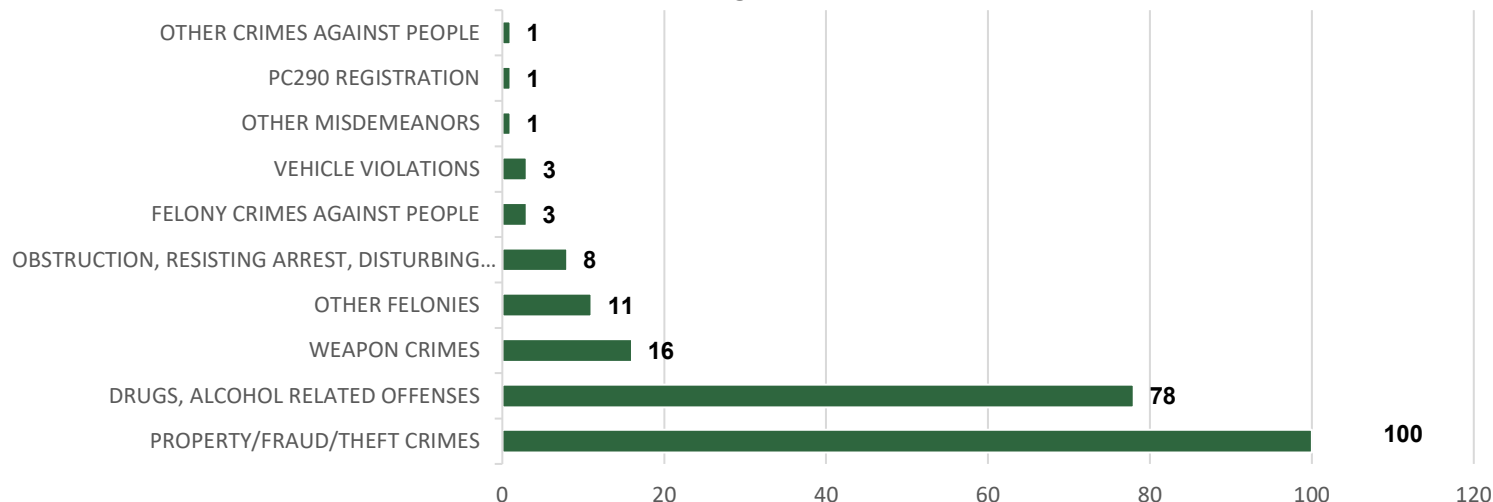
Age



Assessed Risk Level



Committing Offense*



* If a client has two Drug related and three Property crimes as committing offenses, he /she will be counted once under Drugs, Alcohol Related Offenses and once under Property Crimes.