

Post Release Community Supervision Fact Sheet

Public Safety Realignment (AB109) established a population of Post Release Community Supervision (PRCS) offenders. PRCS offenders are supervised by county probation departments upon their release from state prison. Prior to AB109, PRCS offenders were supervised by state parole.



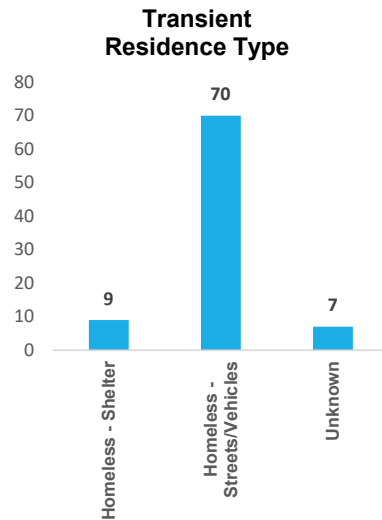
Individuals Under Supervision: 530

(Clients on Bench Warrant are excluded from this report)

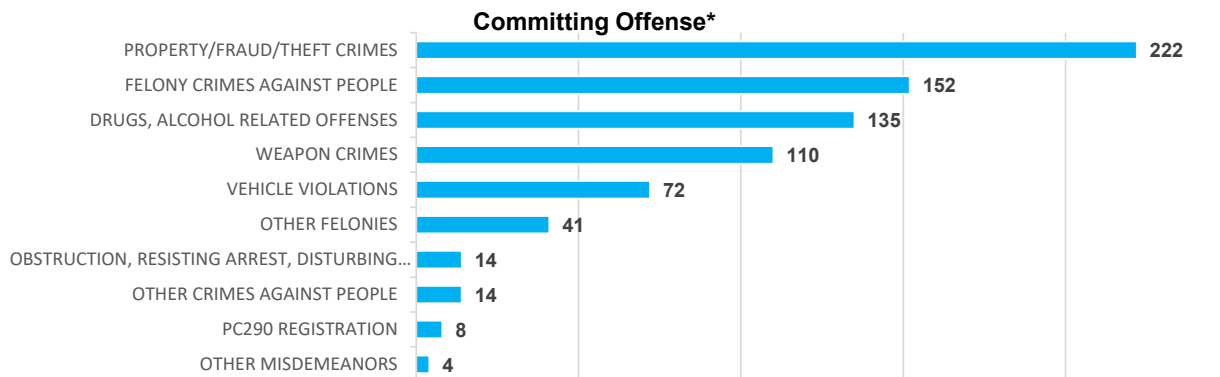
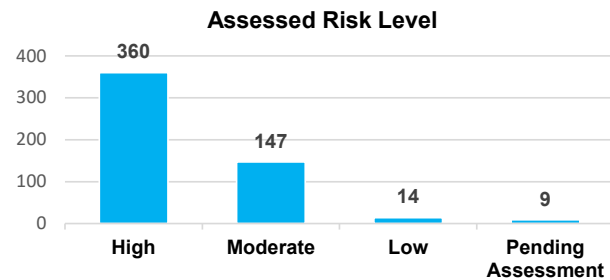
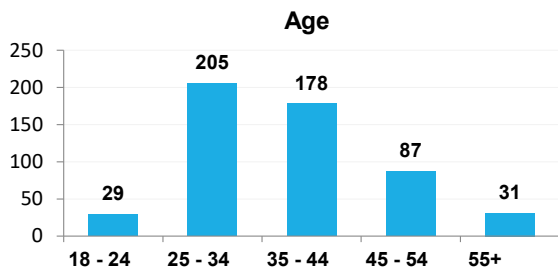


PC290 Registrants: 27

City	# of Clients
Alviso	1
Campbell	4
Cupertino	2
Gilroy	14
In Custody	150
INS Deported	2
Milpitas	1
Morgan Hill	11
Mountain View	2
Out of County	17
San Jose	202
Santa Clara	11
Sunnyvale	10
Transient	86
Unknown	17
Total	530



Ethnicity	Male	Female	#	%
AMERICAN INDIAN	3	0	3	1%
ASIAN INDIAN	2	0	2	0%
BLACK	67	2	69	13%
CAMBODIAN	0	0	0	0%
CAUCASIAN	85	7	92	17%
FILIPINO	4	0	4	1%
HISPANIC	316	14	330	62%
OTHER	4	1	5	1%
OTHER ASIAN	9	1	10	2%
PACIFIC ISLANDER	3	0	3	1%
SAMOAN	0	0	0	0%
VIETNAMESE	11	1	12	0.0226%
TOTAL	504	26	530	100%



* If a client has two Drug related and three Property crimes as committing offenses, he /she will be counted once under Drugs, Alcohol Related Offenses and once under Property Crimes.

Mandatory Supervision Fact Sheet

Public Safety Realignment (AB109) established a population of Mandatory Supervision (MS) offenders. MS offenders receive a "split" sentence, meaning a portion of their time is completed in local custody, with the remaining balance spent in the community under probation supervision.

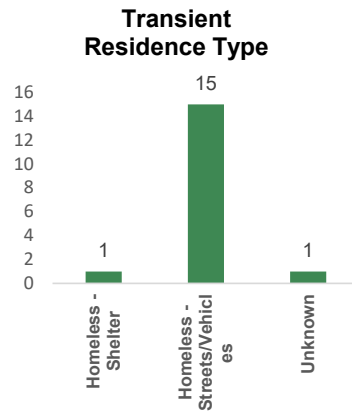


Individuals Under Supervision: 176
(Clients on Bench Warrant are excluded from this report)

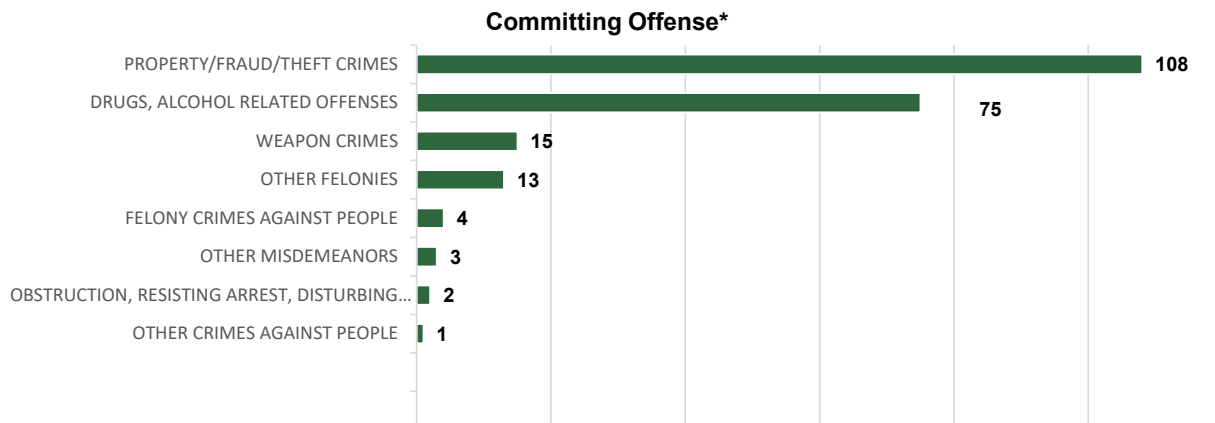
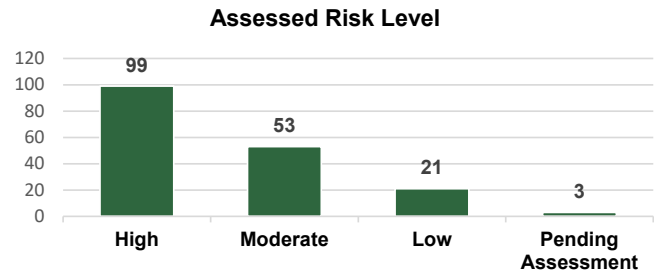
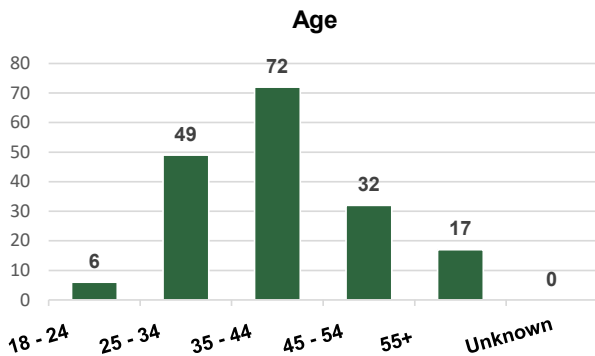


PC290 Registrants: 2

City	# of Clients
Campbell	2
Gilroy	5
In Custody	28
Milpitas	5
Morgan Hill	2
Mountain View	1
Out of County	12
San Jose	88
San Martin	1
Santa Clara	6
Sunnyvale	1
Transient	17
Unknown	8
Total	176



Ethnicity	Male	Female	#	%
AMERICAN INDIAN	1	0	1	1%
ASIAN INDIAN	1	0	1	1%
BLACK	12	5	17	10%
CAUCASIAN	35	19	54	31%
FILIPINO	3	1	4	2%
HISPANIC	71	7	78	44%
JAPANESE	1	0	1	1%
KOREAN	1	0	1	1%
OTHER	1	1	2	1%
OTHER ASIAN	8	0	8	5%
PACIFIC ISLANDER	2	1	3	2%
Unknown	1	1	2	1%
VIETNAMESE	3	1	4	2%
Total	140	36	176	100%



* If a client has two Drug related and three Property crimes as committing offenses, he /she will be counted once under Drugs, Alcohol Related Offenses and once under Property Crimes.