

# Post Release Community Supervision Fact Sheet

Public Safety Realignment (AB109) established a population of Post Release Community Supervision (PRCS) offenders. PRCS offenders are supervised by county probation departments upon their release from state prison. Prior to AB109, PRCS offenders were supervised by state parole.



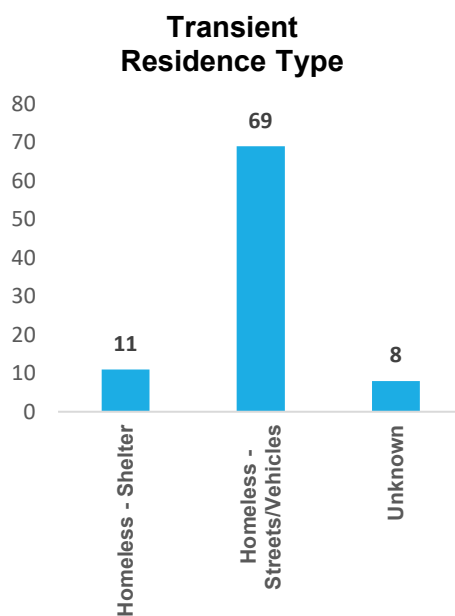
**Individuals Under Supervision: 541**

(Clients on Bench Warrant are excluded from this report)

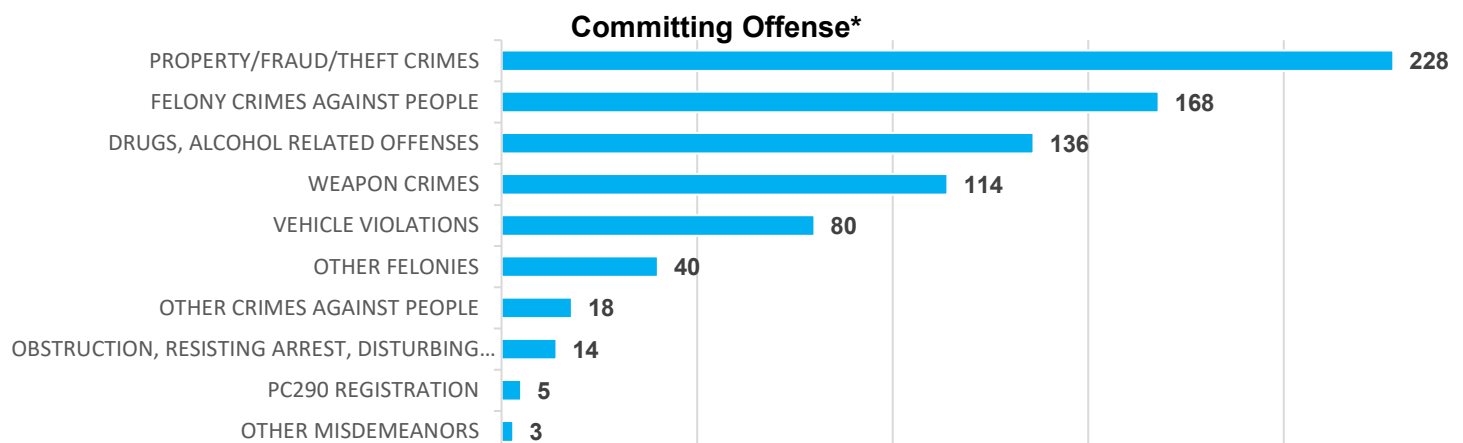
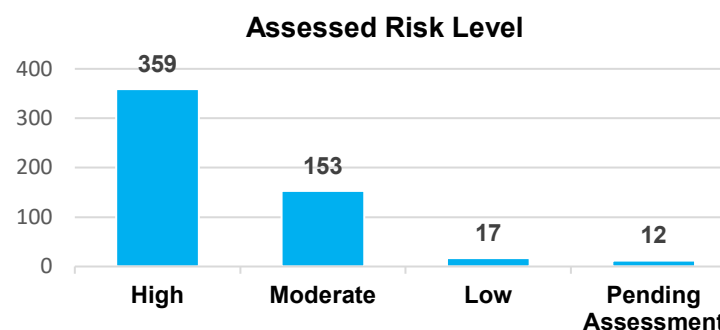
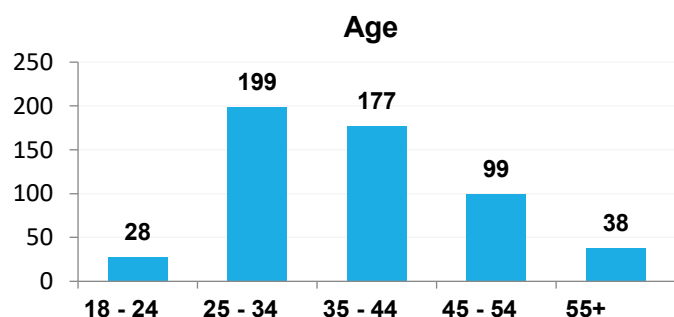


PC290 Registrants: 24

City	# of Clients
Alviso	1
Campbell	3
Cupertino	1
Gilroy	15
In Custody	164
INS Deported	6
Milpitas	3
Morgan Hill	9
Mountain View	2
Out of County	15
San Jose	203
San Martin	1
Santa Clara	11
Sunnyvale	9
Transient	88
Unknown	10
<b>TOTAL</b>	<b>541</b>



Ethnicity	Male	Female	#	%
AMERICAN INDIAN	3	0	3	1%
ASIAN INDIAN	3	0	3	1%
BLACK	67	2	69	13%
CAUCASIAN	84	7	91	17%
FILIPINO	7	1	8	1%
GUAMANIAN	1	0	1	0%
HISPANIC	310	18	328	61%
OTHER	7	1	8	1%
OTHER ASIAN	12	2	14	3%
PACIFIC ISLANDER	2	0	2	0%
Unknown	0	1	1	0%
VIETNAMESE	12	1	13	0.024%
<b>TOTAL</b>	<b>508</b>	<b>33</b>	<b>541</b>	<b>100%</b>



\* If a client has two Drug related and three Property crimes as committing offenses, he /she will be counted once under Drugs, Alcohol Related Offenses and once under Property Crimes.

# Mandatory Supervision Fact Sheet

Public Safety Realignment (AB109) established a population of Mandatory Supervision (MS) offenders. MS offenders receive a "split" sentence, meaning a portion of their time is completed in local custody, with the remaining balance spent in the community under probation supervision.



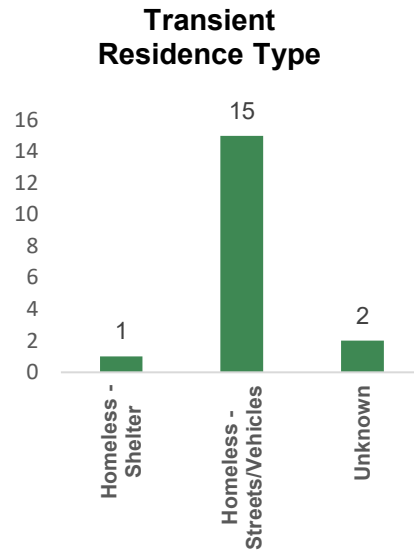
**Individuals Under Supervision: 164**

(Clients on Bench Warrant are excluded from this report)

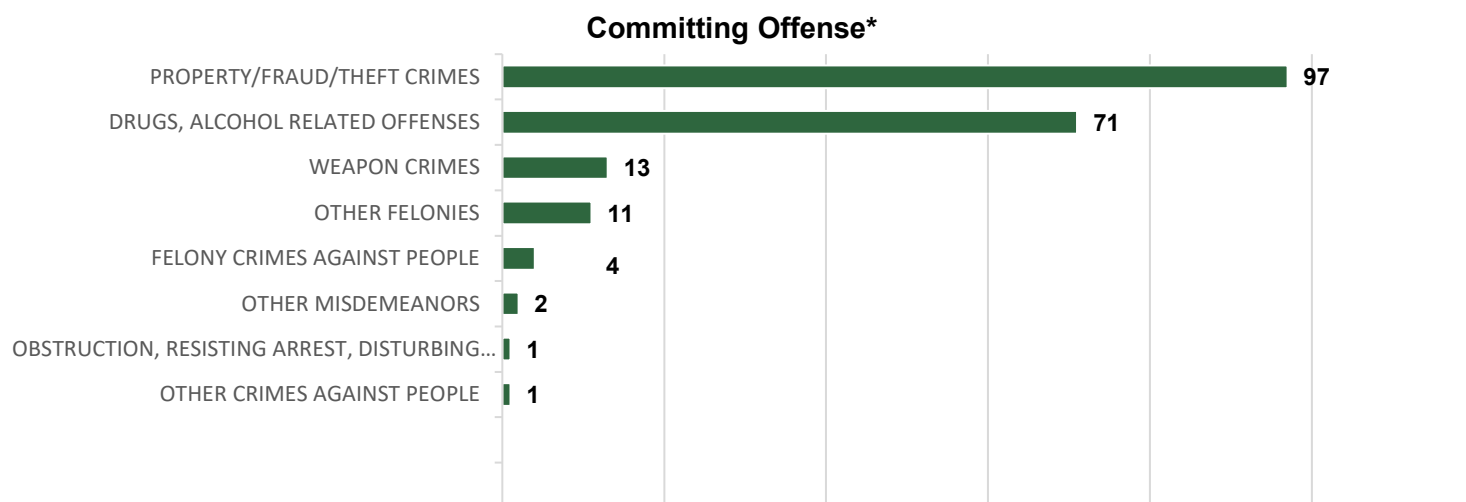
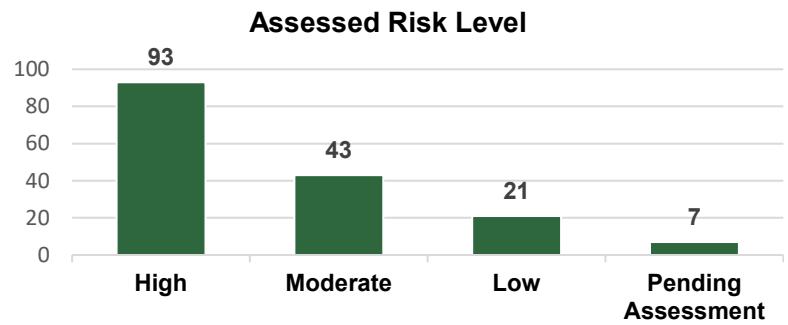
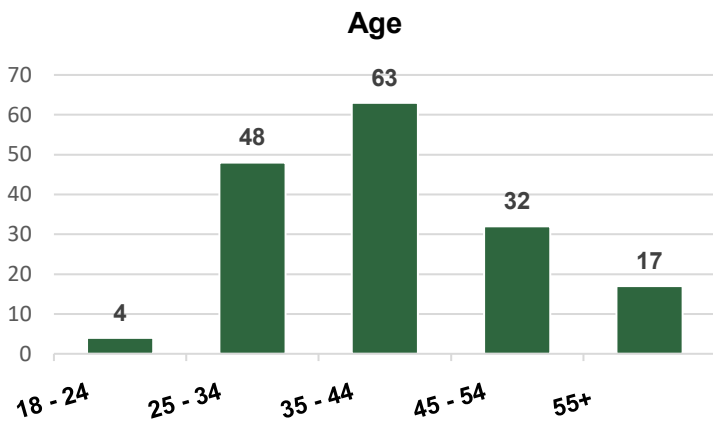


PC290 Registrants:2

City	# of Clients
Campbell	3
Gilroy	5
In Custody	26
Milpitas	5
Morgan Hill	3
Mountain View	1
Out of County	12
San Jose	78
San Martin	1
Santa Clara	7
Sunnyvale	1
Transient	18
Unknown	4
<b>Total</b>	<b>164</b>



Ethnicity	Male	Female	#	%
AMERICAN INDIAN	1	0	1	1%
ASIAN INDIAN	2	0	2	1%
BLACK	14	4	18	11%
CAUCASIAN	30	13	43	26%
FILIPINO	3	1	4	2%
HISPANIC	68	9	77	47%
JAPANESE	1	0	1	1%
KOREAN	1	0	1	1%
OTHER	1	1	2	1%
OTHER ASIAN	8	0	8	5%
PACIFIC ISLANDER	2	1	3	2%
VIETNAMESE	3	1	4	2%
<b>Total</b>	<b>134</b>	<b>30</b>	<b>164</b>	<b>100%</b>



\* If a client has two Drug related and three Property crimes as committing offenses, he /she will be counted once under Drugs, Alcohol Related Offenses and once under Property Crimes.