

Post Release Community Supervision Fact Sheet

Public Safety Realignment (AB109) established a population of Post Release Community Supervision (PRCS) clients. PRCS clients are supervised by county probation departments upon their release from state prison. Prior to AB109, PRCS clients were supervised by state parole.



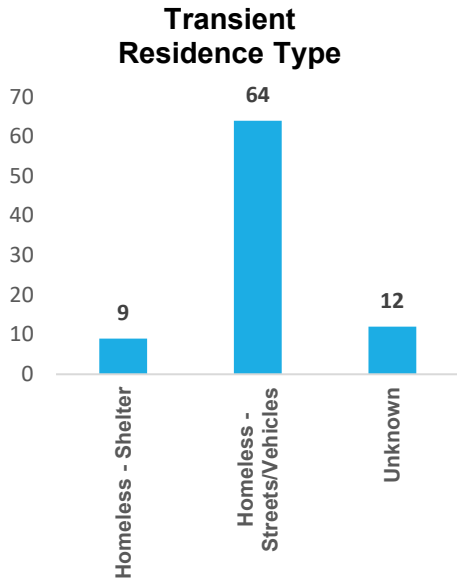
Individuals Under Supervision: 527

(Clients on Bench Warrant are excluded from this report)

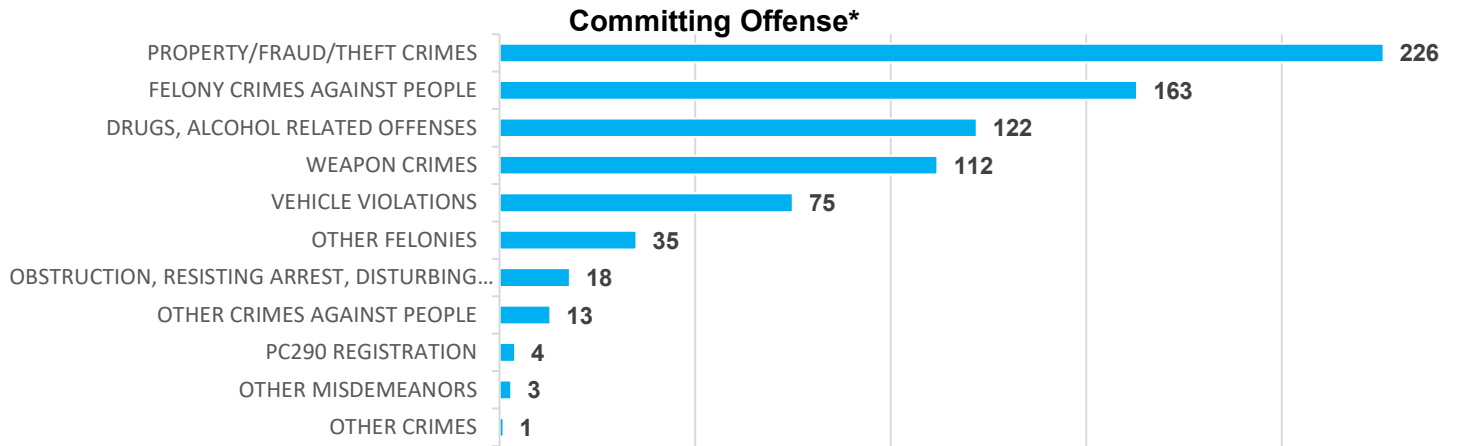
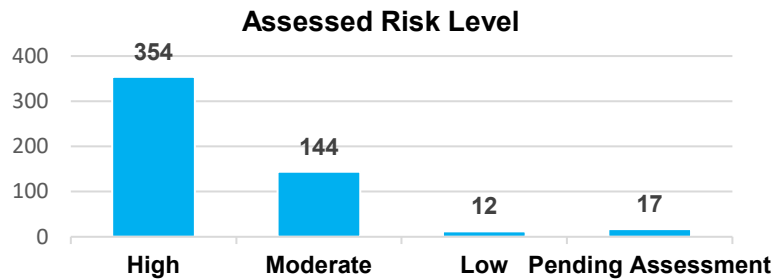
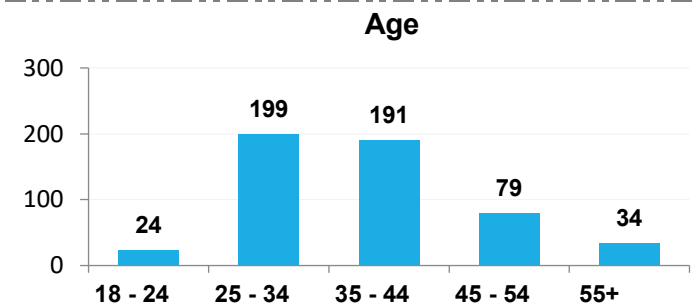


PC290 Registrants: 18

City	# of Clients
Alviso	1
Campbell	1
Cupertino	1
Gilroy	10
In Custody	161
INS Deported	5
Milpitas	4
Morgan Hill	1
Mountain View	2
Out of County	17
San Jose	191
San Martin	1
Santa Clara	14
Sunnyvale	9
Transient	85
Unknown	24
TOTAL	527



Ethnicity	Male	Female	#	%
AMERICAN INDIAN	3	0	3	1%
ASIAN INDIAN	2	0	2	0%
BLACK	68	3	71	13%
CAUCASIAN	83	5	88	17%
FILIPINO	7	1	8	2%
GUAMANIAN	1	0	1	0%
HISPANIC	299	17	316	60%
OTHER	7	0	7	1%
OTHER ASIAN	14	0	14	3%
PACIFIC ISLANDER	1	0	1	0%
UNKNOWN	0	1	1	0%
VIETNAMESE	14	1	15	3%
TOTAL	499	28	527	100%



* If a client has two Drug related and three Property crimes as committing offenses, they will be counted once under Drugs, Alcohol Related Offenses and once under Property Crimes.

Mandatory Supervision Fact Sheet

Public Safety Realignment (AB109) established a population of Mandatory Supervision (MS) clients. MS clients receive a "split" sentence, meaning a portion of their time is completed in local custody, with the remaining balance spent in the community under probation supervision.



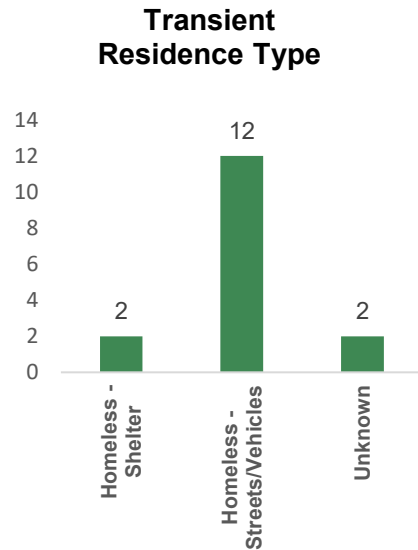
Individuals Under Supervision: 150

(Clients on Bench Warrant are excluded from this report)

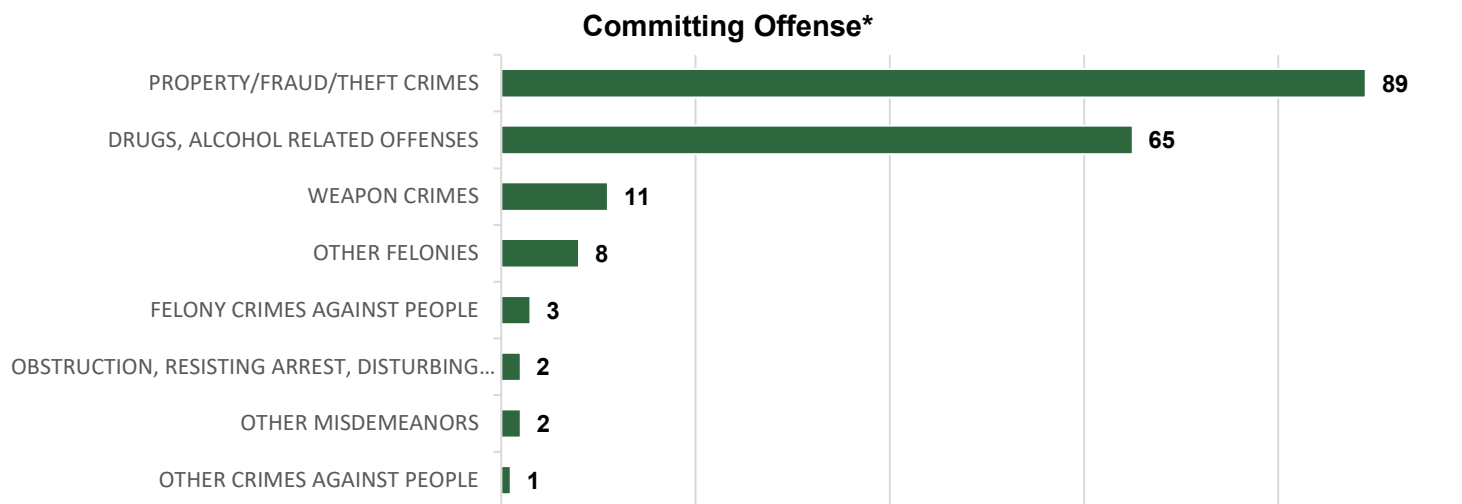
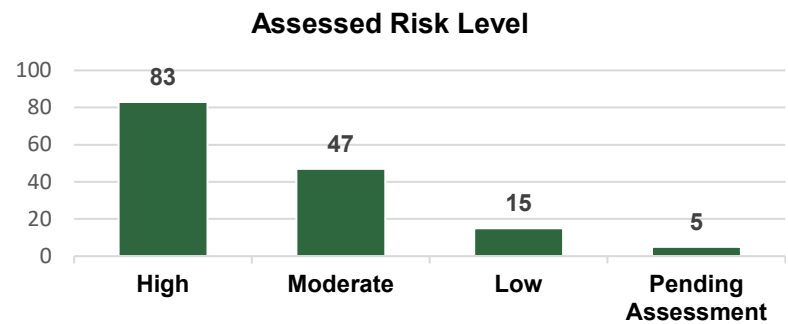
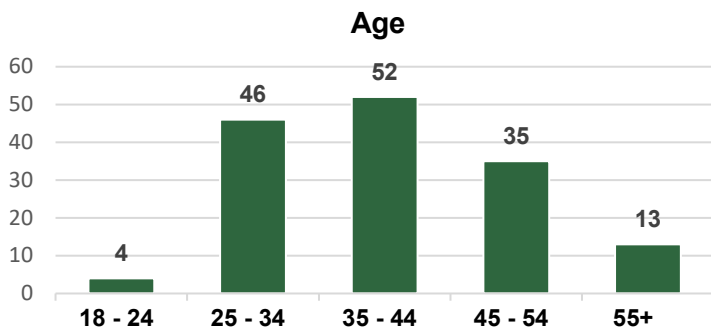


PC290 Registrants:1

City	# of Clients
Campbell	2
Gilroy	1
In Custody	33
INS Deported	1
Milpitas	4
Morgan Hill	2
Mountain View	1
Out of County	13
San Jose	61
San Martin	1
Santa Clara	7
Sunnyvale	2
Transient	16
Unknown	6
Total	150



Ethnicity	Male	Female	#	%
ASIAN INDIAN	2	0	2	1%
BLACK	9	5	14	9%
CAUCASIAN	30	11	41	27%
CHINESE	1	0	1	1%
FILIPINO	3	0	3	2%
HISPANIC	62	13	75	50%
JAPANESE	1	0	1	1%
KOREAN	1	0	1	1%
OTHER	2	1	3	2%
OTHER ASIAN	4	0	4	3%
PACIFIC ISLANDER	2	0	2	1%
VIETNAMESE	3	0	3	2%
Total	120	30	150	100%



* If a client has two Drug related and three Property crimes as committing offenses, they will be counted once under Drugs, Alcohol Related Offenses and once under Property Crimes.