

Post Release Community Supervision Fact Sheet

Public Safety Realignment (AB109) established a population of Post Release Community Supervision (PRCS) clients. PRCS clients are supervised by county probation departments upon their release from state prison. Prior to AB109, PRCS clients were supervised by state parole.



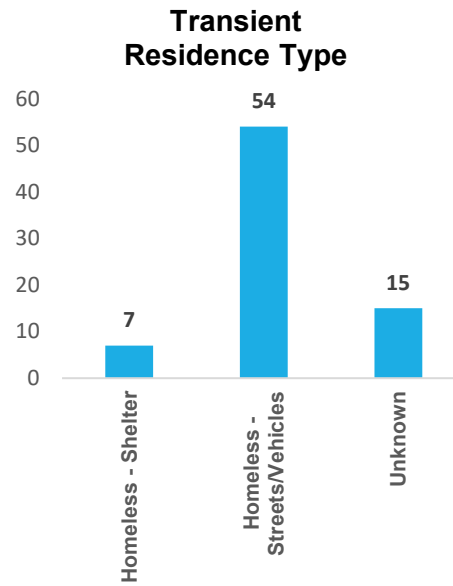
Individuals Under Supervision: 482

(Clients on Bench Warrant are excluded from this report)



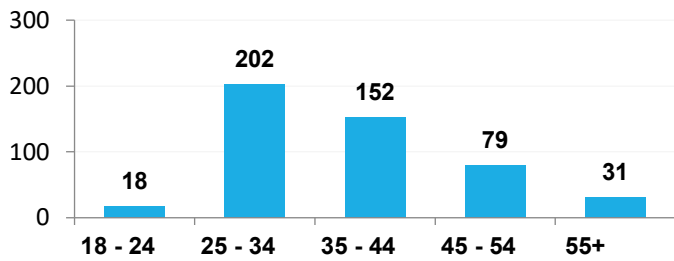
PC290 Registrants: 14

City	# of Clients
Alviso	1
Campbell	2
Cupertino	2
Gilroy	18
In Custody	146
Milpitas	3
Morgan Hill	2
Mountain View	6
Out of County	21
San Jose	176
Santa Clara	8
Sunnyvale	7
Transient	76
Unknown	14
TOTAL	482

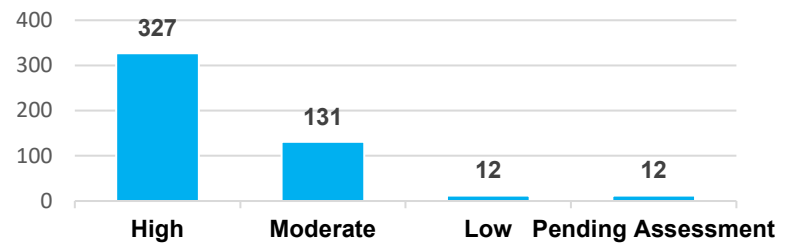


Ethnicity	Male	Female	#	%
AMERICAN INDIAN	3	0	3	1%
ASIAN INDIAN	2	0	2	0%
BLACK	54	3	57	12%
CAUCASIAN	75	6	81	17%
FILIPINO	6	1	7	1%
HISPANIC	283	16	299	62%
OTHER	5	1	6	1%
OTHER ASIAN	11	0	11	2%
PACIFIC ISLANDER	1	0	1	0%
Unknown	0	1	1	0%
VIETNAMESE	14	0	14	3%
TOTAL	454	28	482	100%

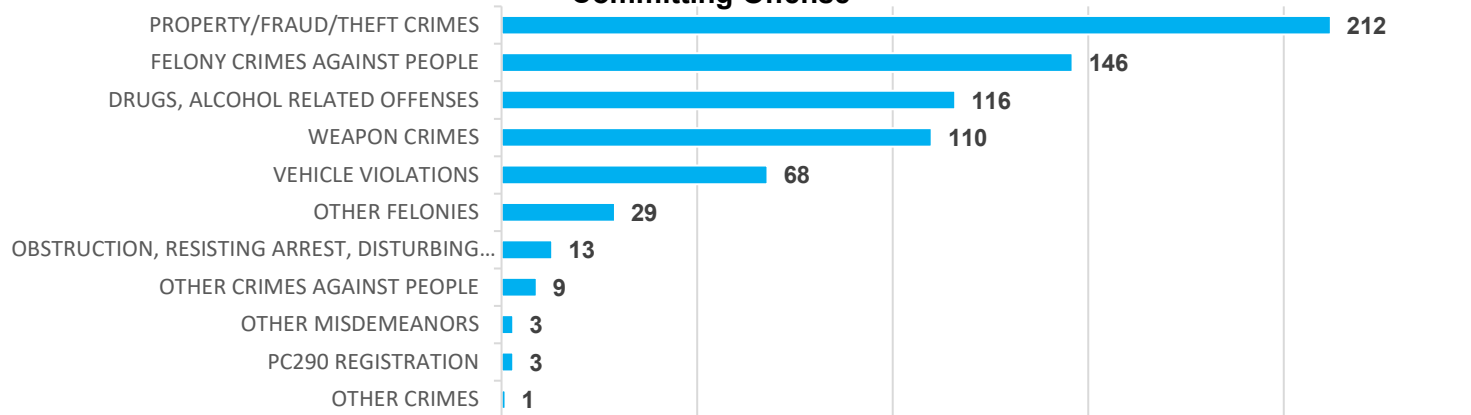
Age



Assessed Risk Level



Committing Offense*



* If a client has two Drug related and three Property crimes as committing offenses, they will be counted once under Drugs, Alcohol Related Offenses and once under Property Crimes.

Mandatory Supervision Fact Sheet

Public Safety Realignment (AB109) established a population of Mandatory Supervision (MS) clients. MS clients receive a "split" sentence, meaning a portion of their time is completed in local custody, with the remaining balance spent in the community under probation supervision.



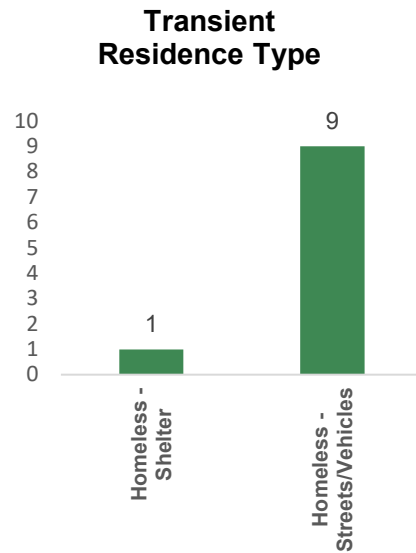
Individuals Under Supervision: 128

(Clients on Bench Warrant are excluded from this report)

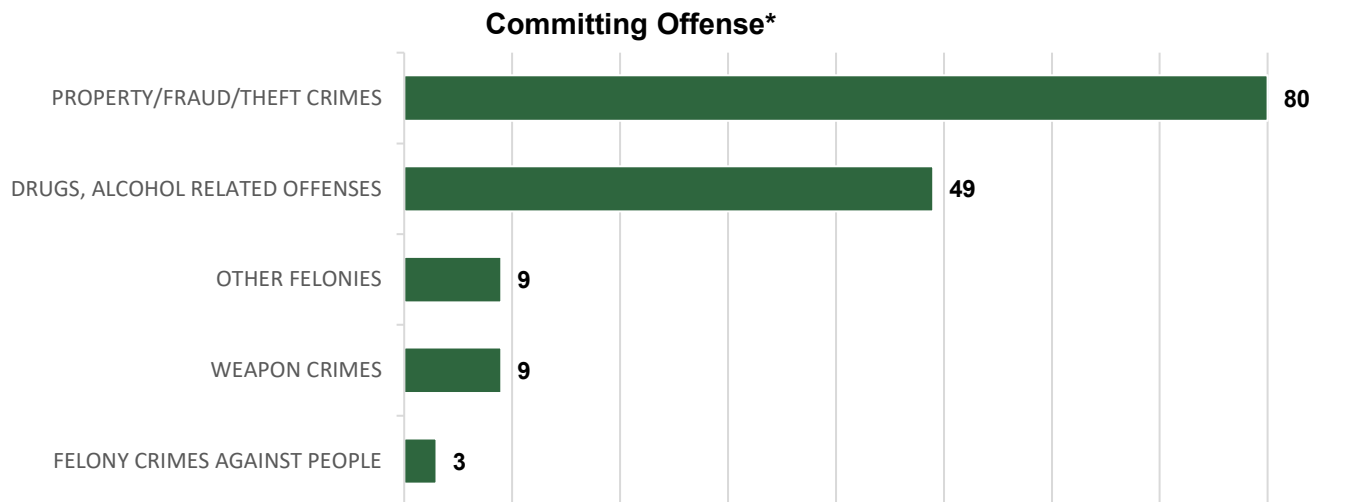
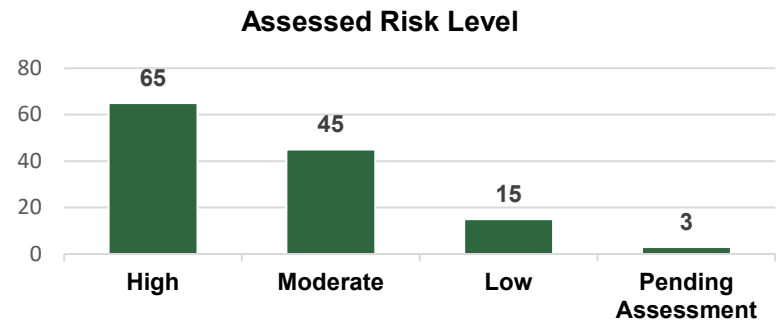
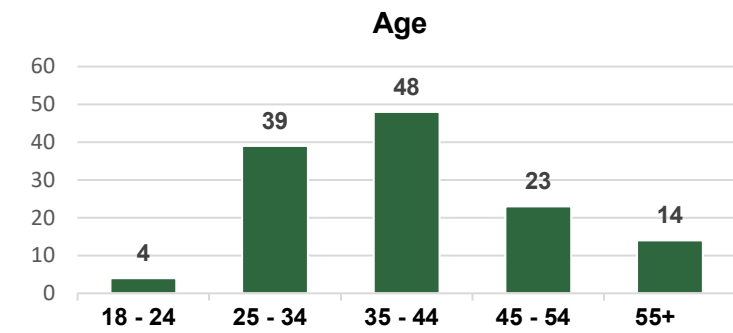


PC290 Registrants:1

City	# of Clients
Campbell	2
Gilroy	1
In Custody	32
INS Deported	1
Milpitas	1
Morgan Hill	2
Out of County	7
San Jose	59
San Martin	1
Santa Clara	5
Sunnyvale	2
Transient	10
Unknown	5
Total	128



Ethnicity	Male	Female	#	%
ASIAN INDIAN	2	0	2	2%
BLACK	6	4	10	8%
CAUCASIAN	25	8	33	26%
CHINESE	1	0	1	1%
FILIPINO	2	0	2	2%
HISPANIC	55	13	68	53%
KOREAN	1	0	1	1%
OTHER	1	0	1	1%
OTHER ASIAN	4	0	4	3%
PACIFIC ISLANDER	1	0	1	1%
VIETNAMESE	4	1	5	4%
Total	102	26	128	100%



* If a client has two Drug related and three Property crimes as committing offenses, they will be counted once under Drugs, Alcohol Related Offenses and once under Property Crimes.