

Post Release Community Supervision Fact Sheet

Public Safety Realignment (AB109) established a population of Post Release Community Supervision (PRCS) clients. PRCS clients are supervised by county probation departments upon their release from state prison. Prior to AB109, PRCS clients were supervised by state parole.

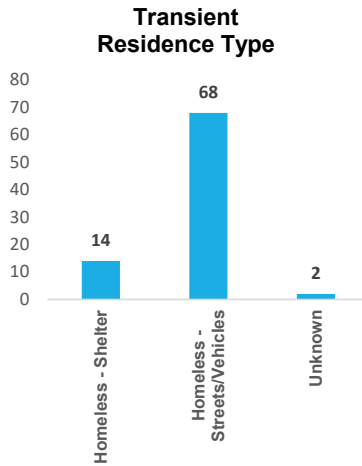


Individuals Under Supervision: 593
(Clients on Bench Warrant are excluded from this report)



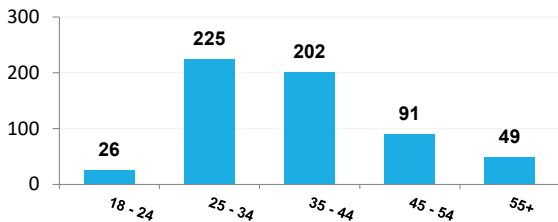
PC290 Registrants: 25

City	# of Clients
Alviso	1
Campbell	3
Cupertino	1
Gilroy	19
In Custody	177
Los Gatos	1
Milpitas	8
Morgan Hill	9
Mountain View	5
Out of County	16
Palo Alto	2
San Jose	219
San Martin	2
Santa Clara	11
Sunnyvale	12
Transient	84
Unknown	23
TOTAL	593

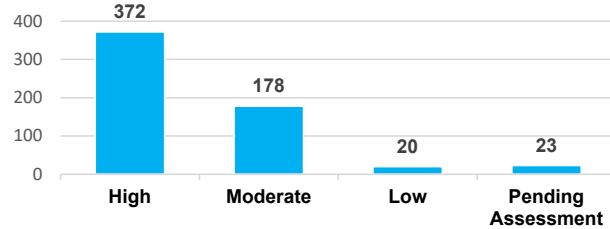


Ethnicity	Male	Female	#	%
AMERICAN INDIAN	1	0	1	0%
ASIAN INDIAN	3	0	3	1%
BLACK	71	2	73	12%
CAUCASIAN	82	9	91	15%
FILIPINO	8	1	9	2%
HISPANIC	347	23	370	62%
OTHER	10	2	12	2%
OTHER ASIAN	15	1	16	3%
PACIFIC ISLANDER	3	0	3	1%
SAMOAN	1	0	1	0%
Unknown	3	0	3	1%
VIETNAMESE	11	0	11	2%
TOTAL	555	38	593	100%

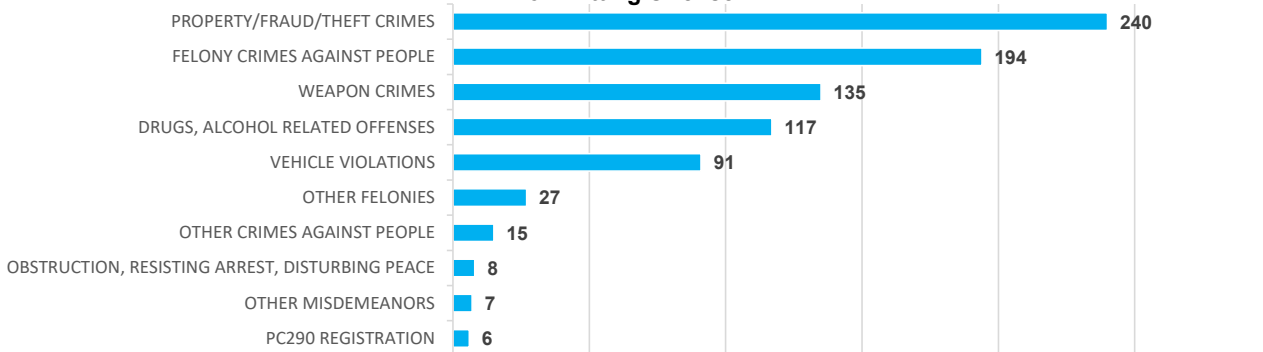
Age



Assessed Risk Level



Committing Offense*



* If a client has two Drug related and three Property crimes as committing offenses, they will be counted once under Drugs, Alcohol Related Offenses and once under Property Crimes.

Post Release Community Supervision Source													
	2023										2024		
PRCS cases received by County of Santa Clara	Mar	Apr	May	Jun	Jul	Aug	Sep	Oct	Nov	Dec	Jan	Feb	March
Total CDCR	23	20	17	14	15	25	14	17	11	13	13	17	21
Total DAPO	14	12	16	10	23	26	17	14	18	10	13	21	13
Total Transfers	4	1	2	1	2	2	3	3	2	2	3	2	4
Total Cases	41	33	35	25	40	53	34	34	31	25	29	40	38
% of CDCR Cases	56%	61%	49%	56%	38%	47%	41%	50%	35%	52%	45%	43%	55%
% of DAPO Cases	34%	36%	46%	40%	58%	49%	50%	41%	58%	40%	45%	53%	34%
% of Transfers	10%	3%	6%	4%	5%	4%	9%	9%	6%	8%	10%	5%	11%
Average Release Lead Time from CDCR	89	91	105	68	88	91	131	83	95	91	61	63	78
Median Release Time from CDCR	79	98	73	76	86	80	130	80	84	82	61	63	75

Mandatory Supervision Fact Sheet

Public Safety Realignment (AB109) established a population of Mandatory Supervision (MS) clients. MS clients receive a "split" sentence, meaning a portion of their time is completed in local custody, with the remaining balance spent in the community under probation supervision.



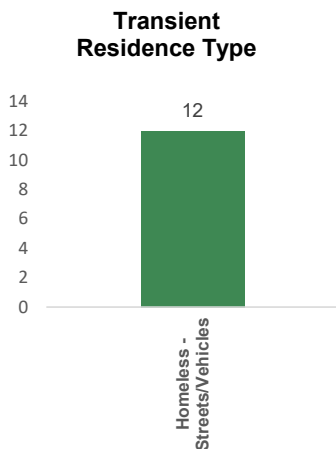
Individuals Under Supervision: 106

(Clients on Bench Warrant are excluded from this report)

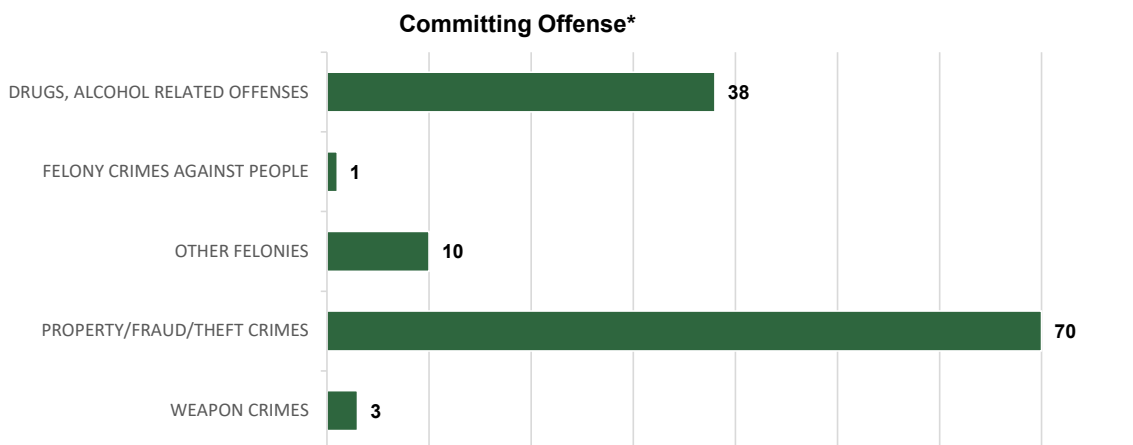
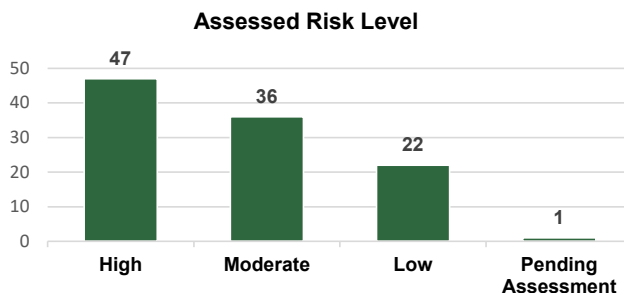
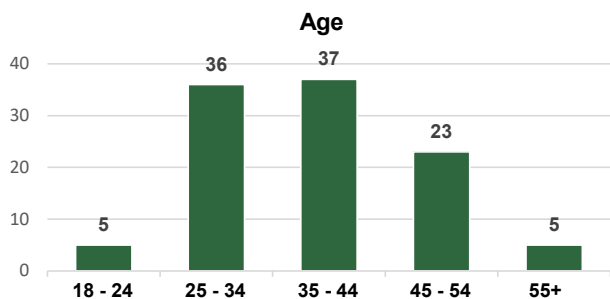


PC290 Registrants: 1

City	# of Clients
Campbell	1
Cupertino	1
Gilroy	2
In Custody	17
Milpitas	3
Morgan Hill	2
Mountain View	1
Out of County	7
San Jose	51
Santa Clara	4
Sunnyvale	3
Transient	12
Unknown	2
Total	106



Ethnicity	Male	Female	#	%
ASIAN INDIAN	2	0	2	2%
BLACK	7	1	8	8%
CAUCASIAN	18	10	28	26%
FILIPINO	2	1	3	3%
HISPANIC	47	6	53	50%
OTHER	1	0	1	1%
OTHER ASIAN	5	1	6	6%
VIETNAMESE	4	1	5	5%
Total	86	20	106	100%



* If a client has two Drug related and three Property crimes as committing offenses, they will be counted once under Drugs, Alcohol Related Offenses and once under Property Crimes.