



DFCS Continuum of Learning

AUGUST 30, 2022



Agenda

Welcome (5m)

*Daniel Little, Damion Wright,
Wendy Kinnear-Rausch*

Case Study (35m)

Priscilla Ribeiro, Anna Perez

County Self Assessment/ System Improvement Plan (10m)

Don Long, Damion Wright

Wrap Up (5m)

Daniel Little

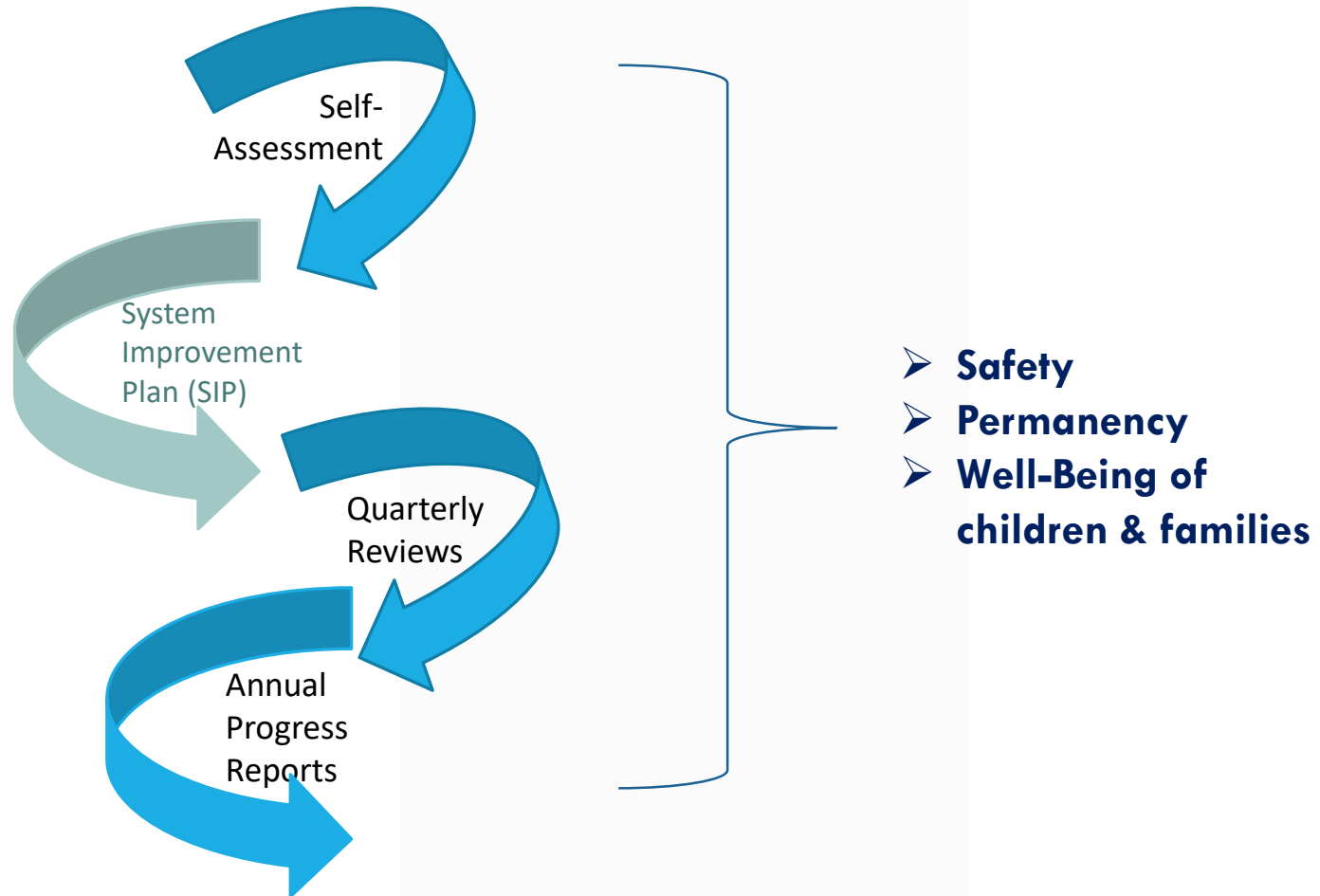
Relative Placements (35m)

Temera Carson



COUNTY SELF ASSESSMENT/ SYSTEM IMPROVEMENT PLAN

5 Year System Improvement Cycle



County Self Assessment (CSA)

 **What**

Analysis of effectiveness of current programs, practices & services

 **Why**

Identify strengths & opportunities for improvement
Informs System Improvement Plan (SIP)

 **Who**

Program Staff, Stakeholders, Consultants (Shared Vision)

 **When**

5 Year Cycle

 **How**

Stakeholder Engagement, Quantitative &
Qualitative (Peer Review, Focus Groups) Analysis

What is the System Improvement Plan (SIP)?

Operational agreement between the State, DFCS, and Probation

Outline for how Santa Clara County will improve its system of care for children and families

Commitment to specific measurable improvements





RELATIVE PLACEMENTS



Introduction

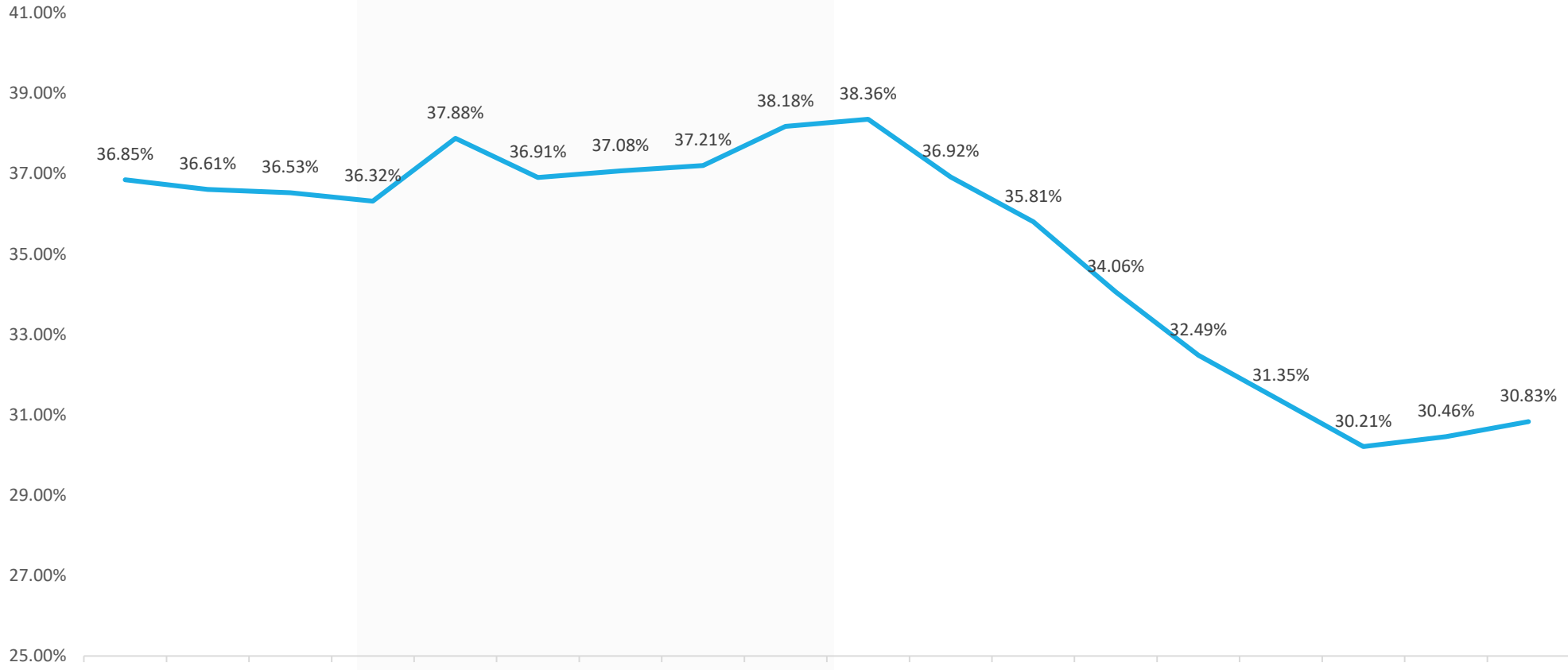
- Current Family Finding Unit
- Intensive Permanency Services
- Emergency Relative Placement/
Resource Family Approval

Data

- Relative Placements
- Family Finding Efforts



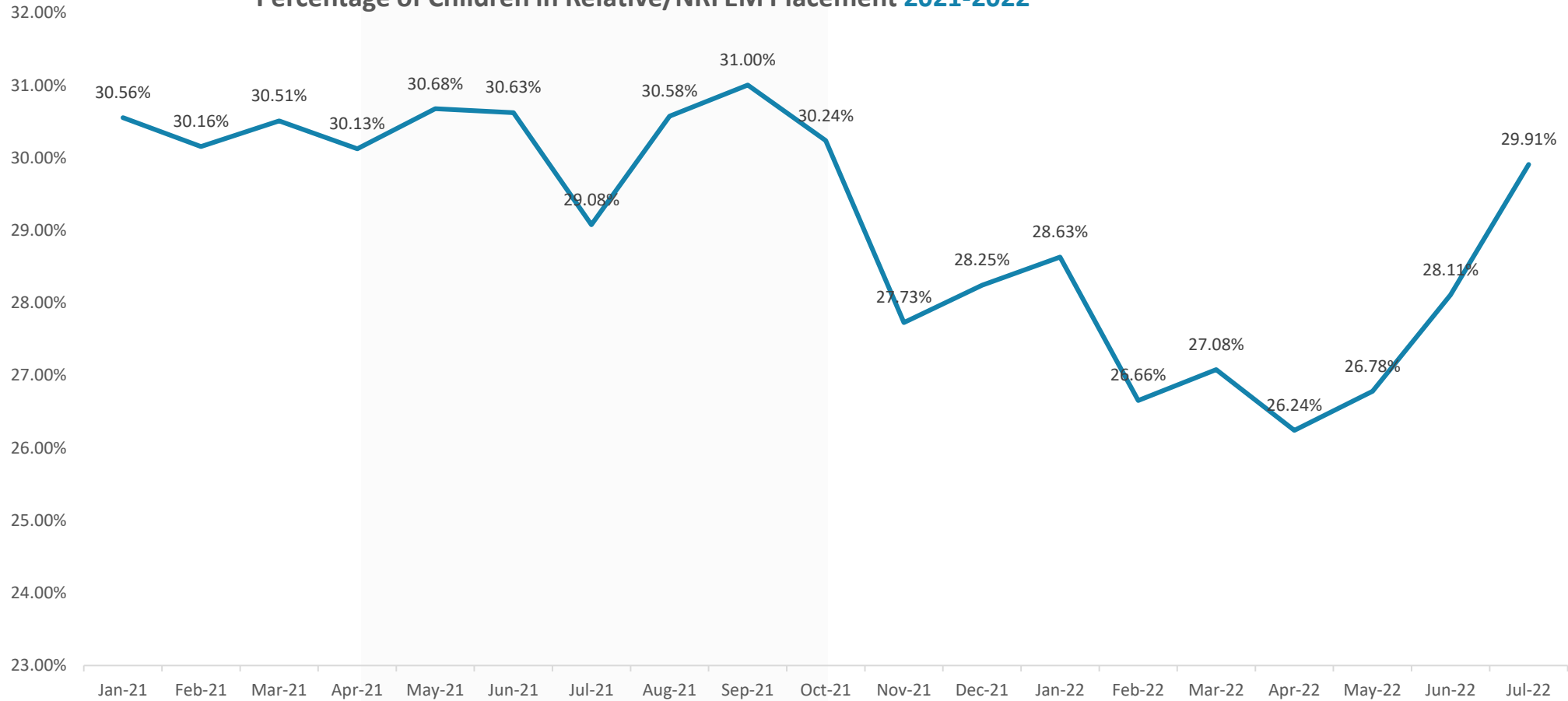
Percentage of Children in Relative/NRFEM Placement 2019-2020



Percentage of Children in Relative/NRFEM Placement	36.85%	36.61%	36.53%	36.32%	37.88%	36.91%	37.08%	37.21%	38.18%	38.36%	36.92%	35.81%	34.06%	32.49%	31.35%	30.21%	30.46%	30.83%
--	--------	--------	--------	--------	--------	--------	--------	--------	--------	--------	--------	--------	--------	--------	--------	--------	--------	--------

Data Source: DFCS Monthly Factsheet

Percentage of Children in Relative/NRFEM Placement 2021-2022



	Jan-21	Feb-21	Mar-21	Apr-21	May-21	Jun-21	Jul-21	Aug-21	Sep-21	Oct-21	Nov-21	Dec-21	Jan-22	Feb-22	Mar-22	Apr-22	May-22	Jun-22	Jul-22
Percentage of Children in Relative/NRFEM Placement	30.56%	30.16%	30.51%	30.13%	30.68%	30.63%	29.08%	30.58%	31.00%	30.24%	27.73%	28.25%	28.63%	26.66%	27.08%	26.24%	26.78%	28.11%	29.91%

Data Source: DFCS Monthly Factsheet



Importance

- Family Engagement and Involvement

Changes

- Family Finding
- Intensive Permanency Services
- Positive Impact on Relative Placements







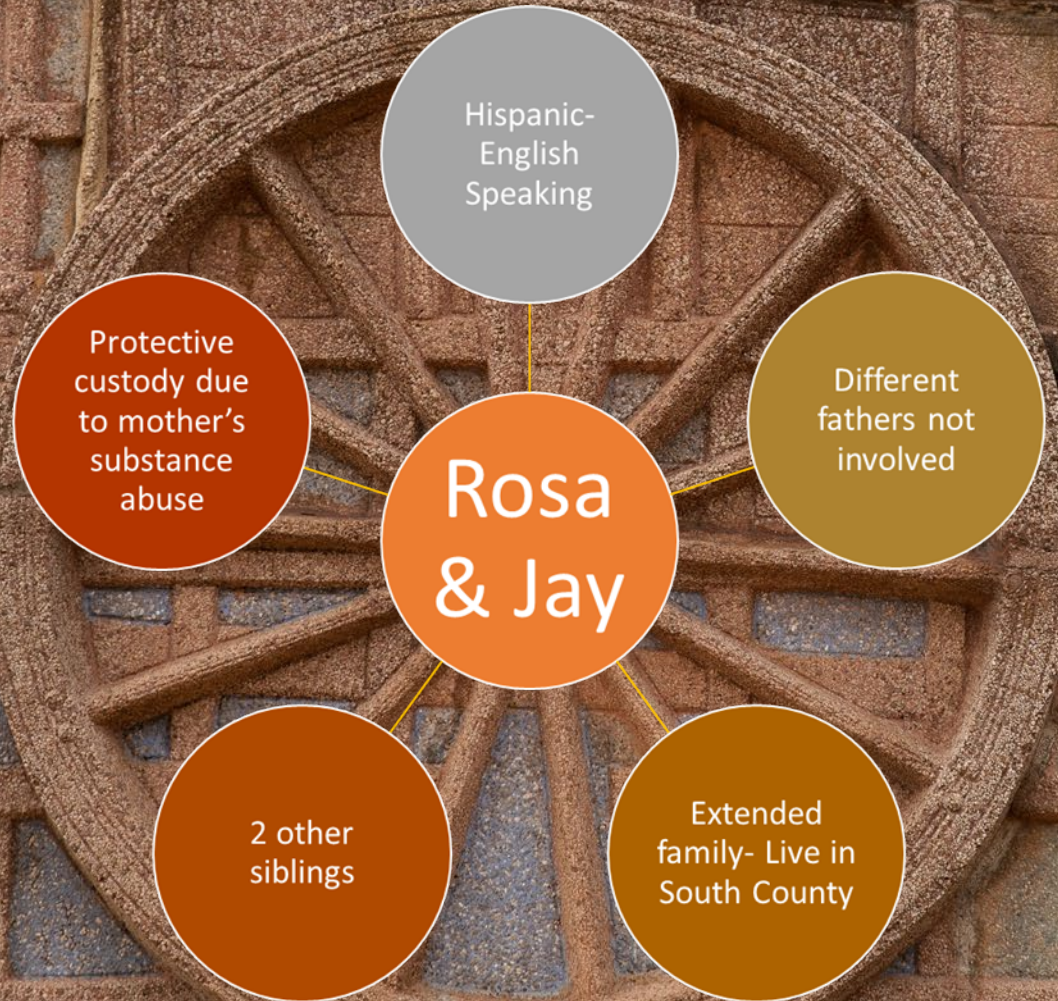
CASE STUDY



The Journey

- Our Goal
 - Make sure we support families to address issues that brought them to our attention.
 - Ensure the necessary supports and life and behavioral changes are in place to ensure this family does not come back to our attention.

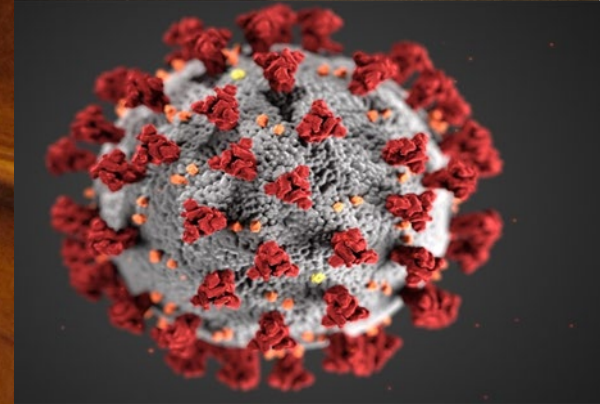
Rosa and Jay





Background

What Happened Next



Goal

- Place with relatives whenever possible.
- Child and Family Team (CFT) and supports





Re-entry

Placement and System Challenges





The Journey Continues

Looking Back





A black and white photograph showing a close-up of a hand holding a pen, poised to write on a document. The document has some faint, illegible text. The background is blurred, showing what appears to be a desk with a pen holder and other papers.

Wrap Up

- Give Continuum of Learning feedback: <https://www.surveymonkey.com/r/DGBPv79>
- Presentation located at <https://socialservices.sccgov.org/about-us/department-family-and-childrens-services/caregiver-supports-and-community-information>
- Recording to be posted within a week
- Next Continuum of Learning: February 15, 2023