

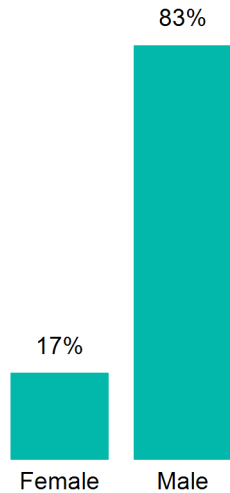


County of Santa Clara

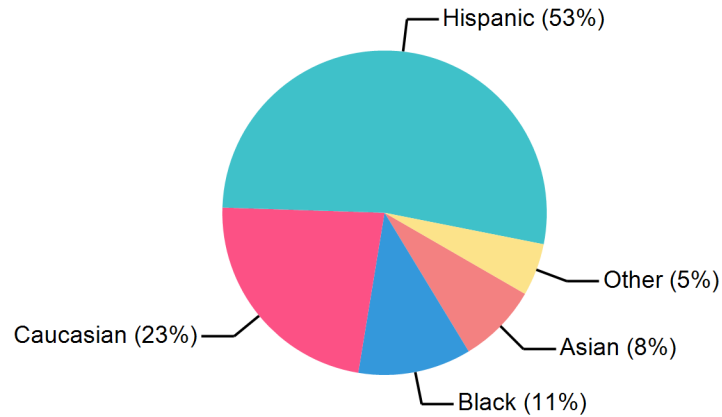
# Probation Department

## Monthly Average Adult Active Clients January ( 1/1/2021 - 1/31/2021 )

Gender



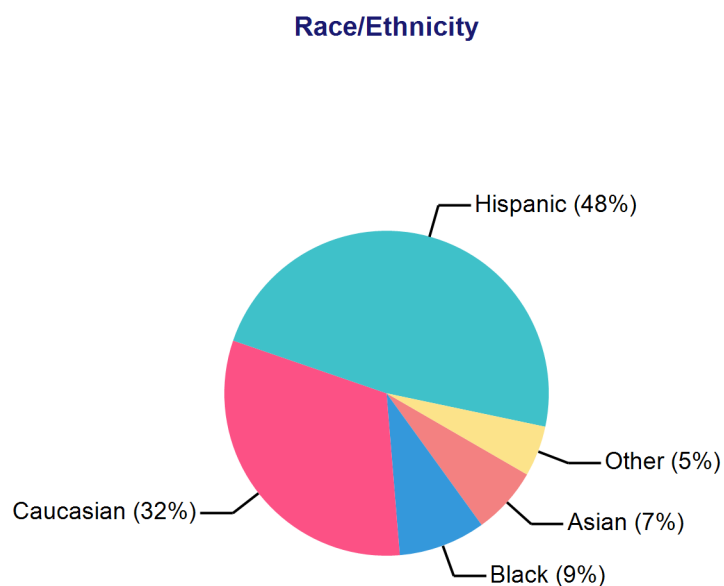
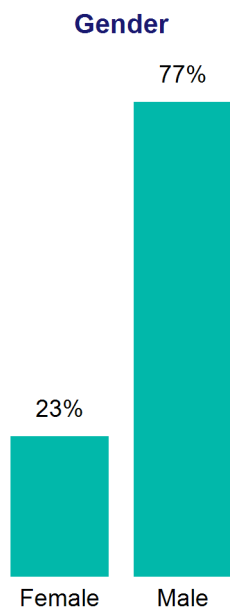
Race/Ethnicity



Female	17%	1089
Male	83%	5206
Asian	8%	502
Black	11%	708
Caucasian	23%	1440
Hispanic	52%	3305
Other	5%	328
Unknown	<1%	13
<b>Total Avg.</b>		<b>6295</b>

## Monthly Average Adult Diversion Clients

Pretrial Diversion Program (PDP) and Deferred Entry of Judgement Program (DEJ)



Female	23%	164
Male	77%	554
Unknown	<1%	5
Asian	7%	48
Black	9%	62
Caucasian	31%	226
Hispanic	48%	344
Other	5%	36
Unknown	<1%	7
<b>Total Avg.</b>		<b>724</b>