

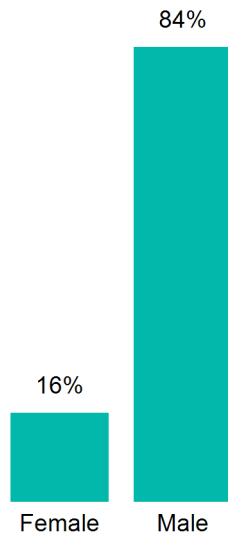


County of Santa Clara

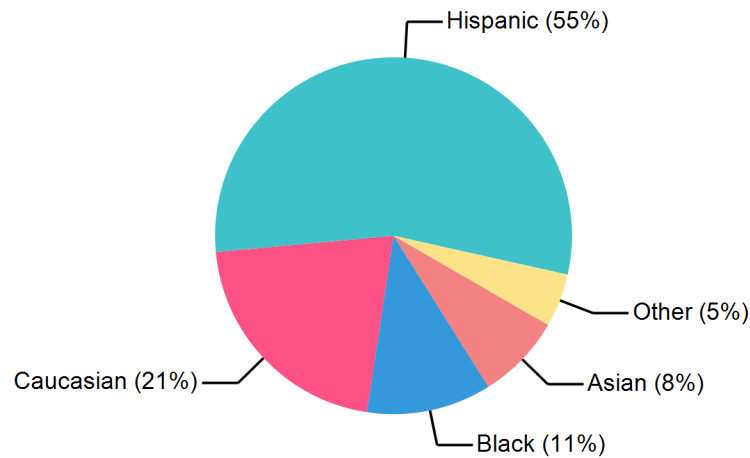
# Probation Department

## Monthly Average Adult Active Clients September ( 9/1/2021 - 9/30/2021 )

Gender



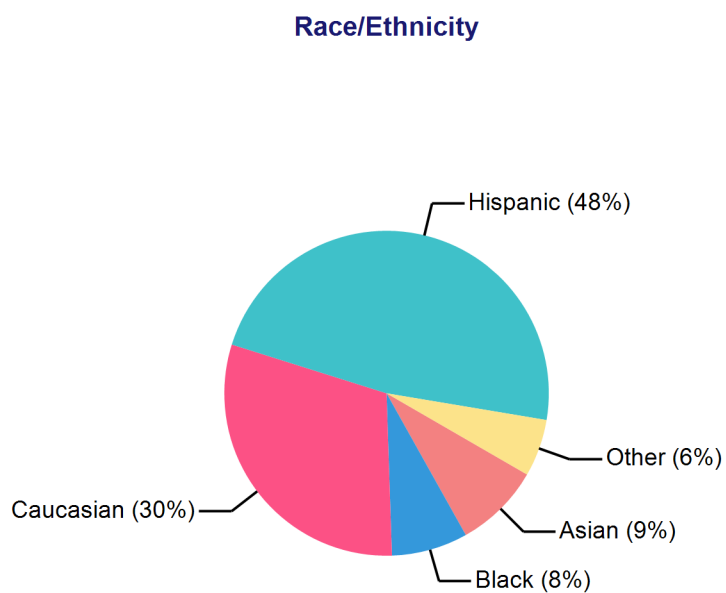
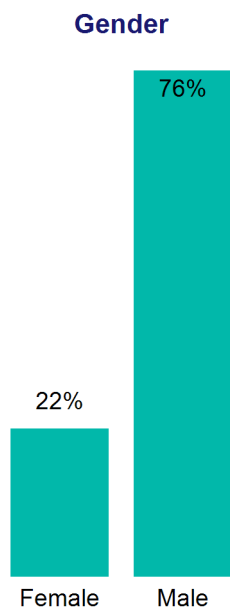
Race/Ethnicity



Female	16%	810
Male	84%	4133
Asian	8%	382
Black	11%	558
Caucasian	21%	1044
Hispanic	55%	2712
Other	5%	239
Unknown	<1%	9
<b>Total Avg.</b>		<b>4944</b>

## Monthly Average Adult Diversion Clients

Pretrial Diversion Program (PDP) and Deferred Entry of Judgement Program (DEJ)



Female	22%	72
Male	76%	246
Unknown	2%	5
Asian	8%	27
Black	7%	24
Caucasian	30%	96
Hispanic	47%	151
Other	6%	18
Unknown	2%	6
<b>Total Avg.</b>		<b>323</b>