

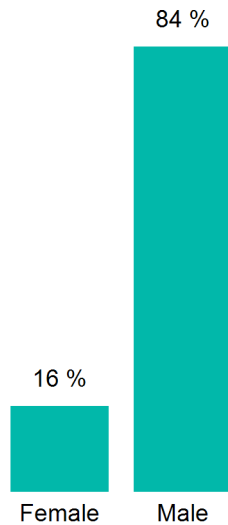


County of Santa Clara

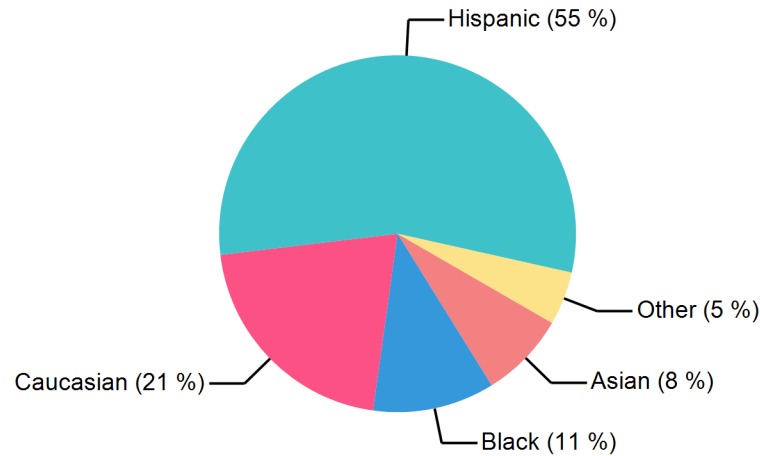
Probation Department

Monthly Average Adult Active Clients December (12/1/2021 - 12/31/2021)

Gender



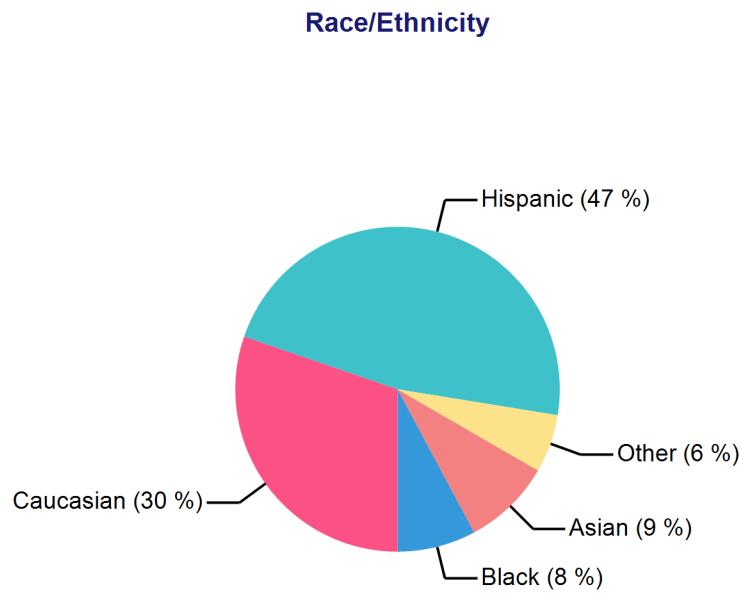
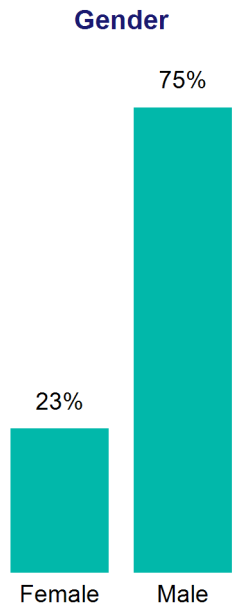
Race/Ethnicity



Female	16%	754
Male	84%	3917
Asian	8%	365
Black	11%	515
Caucasian	21%	976
Hispanic	55%	2584
Other	5%	226
Unknown	<1%	6
Total Avg.		4672

Monthly Average Adult Diversion Clients

Pretrial Diversion Program (PDP) and Deferred Entry of Judgement Program (DEJ)



Female	23%	70
Male	75%	226
Unknown	1%	4
Asian	9%	26
Black	8%	23
Caucasian	30%	89
Hispanic	46%	139
Other	6%	17
Unknown	2%	5
Total Avg.		300